

CONTUL DE EXECUTIE AL INSTITUTIILOR PUBLICE - CHELTUIELI

la data de 30.09.2016

Cod 21 Capitol 5002

Subcapitol

-lei-

Denumirea indicatorilor *)	Cod indicator	Credite de angajament	Credite bugetare		Angajamente bugetare	Angajamente legale	Plati efectuate	Angajamente legale de platit	Cheltuieli efective
			initiale	definitive					
A	B	1	2	3	4	5	6	7=5-6	8
TOTAL CHELTUIELI(SECTIUNEA DE FUNCTIONARE+SECTIUNEA DE DEZVOLTARE)		44,461,000	315,596,500	289,526,500	315,489,500	315,489,500	229,208,532	86,280,968	220,578,409
SECTIUNEA DE FUNCTIONARE (cod 01+79+85)	F		279,317,500	254,082,500	279,210,500	279,210,500	206,416,019	72,794,481	183,410,666
CHELTUIELI CURENTE (10+20+30+40+50+51SF+55SF+57+59)	01F		274,586,500	250,533,500	274,479,500	274,479,500	202,868,780	71,610,720	183,410,666
TITLUL I CHELTUIELI DE PERSONAL (cod 10.01 la 10.03)	10		122,397,000	102,293,680	122,397,000	122,397,000	92,437,791	29,959,209	94,896,872
Cheltuieli salariale in bani (cod 10.01.01 la 10.01.16+10.01.30)	1001		98,330,020	82,429,770	98,330,020	98,330,020	74,951,672	23,378,348	77,430,034
Salarii de baza	100101		88,738,220	74,473,470	88,738,220	88,738,220	70,282,322	18,455,898	70,982,807
Sporuri pentru conditii de munca	100105		1,713,700	1,391,300	1,713,700	1,713,700	1,261,150	452,550	1,281,525
Alte sporuri	100106		366,890	295,420	366,890	366,890	237,440	129,450	285,852
Fond pentru posturi ocupate prin cumul	100110		39,150	30,950	39,150	39,150	24,849	14,301	24,939
Fond aferent platii cu ora	100111		4,306,610	3,164,180	4,306,610	4,306,610	2,933,465	1,373,145	2,993,783
Indemnizatii platite unor persoane din afara unitatii	100112		365,000	319,000	365,000	365,000	91,260	273,740	90,220
Indemnizatii de delegare	100113		32,500	29,500	32,500	32,500	5,543	26,957	5,543
Alte drepturi salariale in bani	100130		2,767,950	2,725,950	2,767,950	2,767,950	115,643	2,652,307	1,765,365
Cheltuieli salariale in natura (cod 10.02.01 la 10.02.06+10.02.30)	1002		825,500	625,500	825,500	825,500	478,853	346,647	297,143
Norme de hrana	100202		825,500	625,500	825,500	825,500	478,853	346,647	297,143
Contributii (cod 10.03.01 la 10.03.06)	1003		23,241,480	19,238,410	23,241,480	23,241,480	17,007,266	6,234,214	17,169,695
Contributii de asigurari sociale de stat	100301		15,953,310	13,171,190	15,953,310	15,953,310	11,906,736	4,046,574	12,094,087
Contributii de asigurari de somaj	100302		539,870	446,040	539,870	539,870	367,159	172,711	369,909

A	B	1	2	3	4	5	6	7=5-6	8
Contributii de asigurari sociale de sanatate	100303		5,266,030	4,346,210	5,266,030	5,266,030	3,900,207	1,365,823	3,951,190
Contributii de asigurari pentru accidente de munca si boli profesionale	100304		232,970	198,320	232,970	232,970	124,600	108,370	126,239
Contributii pentru concedii si indemnizatii	100306		1,249,300	1,076,650	1,249,300	1,249,300	708,564	540,736	628,270
TITLUL II BUNURI SI SERVICII (cod 20.01 la 20.06+20.09 la 20.16+20.18 la 20.25+20.27+20.30)	20		82,626,000	81,390,770	82,619,000	82,619,000	61,341,208	21,277,792	44,030,317
Bunuri si servicii (cod 20.01.01 la 20.01.09+20.01.30)	2001		39,876,490	39,023,930	39,877,490	39,877,490	29,308,260	10,569,230	23,060,513
Furnituri de birou	200101		566,640	532,040	566,640	566,640	389,720	176,920	414,450
Materiale pentru curatenie	200102		296,540	271,140	296,540	296,540	201,655	94,885	210,213
Incalzit, iluminat si forta motrica	200103		15,555,350	15,079,290	15,559,350	15,559,350	11,695,113	3,864,237	8,897,898
Apa, canal si salubritate	200104		17,460,140	17,361,140	17,460,140	17,460,140	13,036,030	4,424,110	9,596,428
Carburanti si lubrifianti	200105		184,000	158,500	184,000	184,000	106,730	77,270	109,579
Piese de schimb	200106		23,500	28,000	25,500	25,500	9,026	16,474	9,765
Transport	200107		701,380	657,950	701,380	701,380	314,635	386,745	474,534
Posta, telecomunicatii, radio, tv, internet	200108		753,860	668,610	748,860	748,860	500,771	248,089	526,002
Materiale si prestari de servicii cu caracter functional	200109		2,536,140	2,549,680	2,536,140	2,536,140	1,916,425	619,715	1,723,341
Alte bunuri si servicii pentru intretinere si functionare	200130		1,798,940	1,717,580	1,798,940	1,798,940	1,138,155	660,785	1,098,303
Reparatii curente	2002		35,626,720	35,670,120	35,648,720	35,648,720	27,248,867	8,399,853	13,935,296
Hrana (cod 20.03.01+20.03.02)	2003		1,466,000	1,442,500	1,436,000	1,436,000	1,205,537	230,463	1,172,714
Hrana pentru oameni	200301		1,458,000	1,435,000	1,428,000	1,428,000	1,200,455	227,545	1,168,762
Hrana pentru animale	200302		8,000	7,500	8,000	8,000	5,082	2,918	3,952
Medicamente si materiale sanitare (cod 20.04.01 la 20.04.04)	2004		110,270	108,270	110,270	110,270	31,072	79,198	41,288
Medicamente	200401		49,150	48,150	49,150	49,150	10,475	38,675	14,177
Materiale sanitare	200402		58,120	57,120	58,120	58,120	20,597	37,523	27,111
Dezinfectanti	200404		3,000	3,000	3,000	3,000		3,000	
Bunuri de natura obiectelor de inventar (cod 20.05.01+20.05.03+20.05.30)	2005		1,429,100	1,392,100	1,429,100	1,429,100	1,039,478	389,622	460,572
Uniforme si echipament	200501		31,500	27,500	31,500	31,500	9,688	21,812	44,083
Lenjerie si accesorii de pat	200503		18,000	18,000	18,000	18,000		18,000	
Alte obiecte de inventar	200530		1,379,600	1,346,600	1,379,600	1,379,600	1,029,790	349,810	416,489
Deplasari, detasari, transferari (cod 20.06.01+20.06.02)	2006		206,560	203,560	206,560	206,560	83,448	123,112	83,956
Deplasari interne, detasari, transferari	200601		156,560	153,560	156,560	156,560	61,934	94,626	62,442
Deplasari in strainatate	200602		50,000	50,000	50,000	50,000	21,514	28,486	21,514

A	B	1	2	3	4	5	6	7=5-6	8
Materiale de laborator	2009		6,000	5,000	6,000	6,000	91	5,909	
Carti, publicatii si materiale documentare	2011		63,910	60,710	63,910	63,910	33,436	30,474	32,017
Consultanta si expertiza	2012		4,320	4,320	4,320	4,320	3,080	1,240	3,080
Pregatire profesionala	2013		122,800	122,800	122,800	122,800	58,488	64,312	39,551
Protectia muncii	2014		48,900	46,900	48,900	48,900	21,249	27,651	19,649
Munitie, furnituri si armament de natura activelor fixe pentru armata	2015		43,500	43,500	43,500	43,500	43,466	34	
Cheltuieli judiciare si extrajudiciare derivate din actiuni in reprezentarea intereselor statului, potrivit dispozitiilor legale	2025		94,700	94,200	94,700	94,700	70,067	24,633	70,067
Alte cheltuieli (cod 20.30.01 la 20.30.04+20.30.06+20.30.07+20.30.09+20.30.30)	2030		3,526,730	3,172,860	3,526,730	3,526,730	2,194,669	1,332,061	5,111,614
Reclama si publicitate	203001		70,000	100,000	70,000	70,000	42,733	27,267	45,048
Protocol si reprezentare	203002		24,000	24,000	24,000	24,000	19,379	4,621	17,612
Prime de asigurare non-viata	203003		176,770	144,320	176,770	176,770	110,437	66,333	108,547
Chirii	203004		821,800	807,300	821,800	821,800	586,147	235,653	508,502
Alte cheltuieli cu bunuri si servicii	203030		2,434,160	2,097,240	2,434,160	2,434,160	1,435,973	998,187	4,431,905
TITLUL III DOBANZI (cod 30.01 la 30.03)	30		5,328,000	4,572,000	5,328,000	5,328,000	3,997,804	1,330,196	3,997,581
Dobanzi aferente datoriei publice interne (cod 30.01.01+30.01.02)	3001		5,328,000	4,572,000	5,328,000	5,328,000	3,997,804	1,330,196	3,997,581
Dobanzi aferente datoriei publice interne directe	300101		5,328,000	4,572,000	5,328,000	5,328,000	3,997,804	1,330,196	3,997,581
TITLUL IV SUBVENTII (cod 40.03+40.20+ 40.30)	40		11,220,000	11,220,000	11,220,000	11,220,000	7,622,735	3,597,265	8,053,631
Subventii pentru acoperirea diferentelor de pret si tarif	4003		11,220,000	11,220,000	11,220,000	11,220,000	7,622,735	3,597,265	8,053,631
TITLUL V FONDURI DE REZERVA (cod 50.04)	50		100,000	100,000					
Fond de rezerva bugetara la dispozitia autoritatilor locale	5004		100,000	100,000					
TITLUL VI TRANSFERURI INTRE UNITATI ALE ADMINISTRATIEI PUBLICE (cod 51.01) (cod 51.01)	51F		13,819,000	12,851,600	13,819,000	13,819,000	9,630,500	4,188,500	9,630,500
Transferuri curente (cod 51.01.01+51.01.03+51.01.05+ 51.01.14+51.01.15+ 51.01.24 +51.01.26 +51.01.31+51.01.39+ 51.01.46+51.01.49+51.01.60+51.01.61+51.01.64)	5101		13,819,000	12,851,600	13,819,000	13,819,000	9,630,500	4,188,500	9,630,500
Transferuri catre institutii publice	510101		12,919,000	11,951,600	12,919,000	12,919,000	8,855,500	4,063,500	8,855,500
Actiuni de sanatate	510103		900,000	900,000	900,000	900,000	775,000	125,000	775,000
TITLUL VII ALTE TRANSFERURI (cod 55.01+ 55.02)	55F		4,285,000	4,138,000	4,285,000	4,285,000	1,993,208	2,291,792	993,208
Transferuri interne (55.01.18+55.01.63+55.01.65)	5501F		4,285,000	4,138,000	4,285,000	4,285,000	1,993,208	2,291,792	993,208

A	B	1	2	3	4	5	6	7=5-6	8
Alte transferuri curente interne	550118		1,000,000	1,000,000	1,000,000	1,000,000	1,000,000		
Finantarea invatamantului particular sau confesional acreditat	550163		585,000	438,000	585,000	585,000	393,208	191,792	393,208
Sume reprezentând contributia unitatilor administrativ-teritoriale la Fondul IID	550165		2,700,000	2,700,000	2,700,000	2,700,000	600,000	2,100,000	600,000
TITLUL IX ASISTENTA SOCIALA (cod 57.02)	57		15,250,500	14,647,200	15,250,500	15,250,500	11,061,344	4,189,156	11,311,981
Ajutoare sociale (cod 57.02.01 la 57.02.04)	5702		15,250,500	14,647,200	15,250,500	15,250,500	11,061,344	4,189,156	11,311,981
Ajutoare sociale in numerar	570201		15,124,500	14,521,200	15,124,500	15,124,500	11,046,363	4,078,137	11,297,508
Ajutoare sociale in natura	570202		11,000	11,000	11,000	11,000	5,681	5,319	5,173
Tichete de cresa	570203		115,000	115,000	115,000	115,000	9,300	105,700	9,300
TITLUL XI ALTE CHELTUIEL (cod 59.01+59.02+59.08+59.11+59.12+59.15+59.17+59.20+59.22+59.25+59.30+59.35)	59		19,561,000	19,320,250	19,561,000	19,561,000	14,784,190	4,776,810	10,496,576
Burse	5901		1,225,000	1,214,250	1,225,000	1,225,000	630,412	594,588	630,412
Asociatii si fundatii	5911		16,526,000	16,296,000	16,526,000	16,526,000	12,813,778	3,712,222	9,741,164
Sustinerea cultelor	5912		1,810,000	1,810,000	1,810,000	1,810,000	1,340,000	470,000	125,000
OPERATIUNI FINANCIARE (cod 80+81)	79F		4,731,000	3,549,000	4,731,000	4,731,000	3,547,239	1,183,761	
TITLUL XVII RAMBURSARI DE CREDITE (cod 81.01+81.02)	81F		4,731,000	3,549,000	4,731,000	4,731,000	3,547,239	1,183,761	
Rambursari de credite interne (cod 81.02.01+81.02.02+81.02.05)	8102		4,731,000	3,549,000	4,731,000	4,731,000	3,547,239	1,183,761	
Rambursari de credite aferente datoriei publice interne locale	810205		4,731,000	3,549,000	4,731,000	4,731,000	3,547,239	1,183,761	
SECTIUNEA DE DEZVOLTARE (cod 51+55+56+58+70+81+85)	D	44,461,000	36,279,000	35,444,000	36,279,000	36,279,000	22,792,513	13,486,487	37,167,743
TITLUL VI TRANSFERURI INTRE UNITATI ALE ADMINISTRATIEI PUBLICE (cod 51.02)	51D	6,000,000	2,964,000	2,964,000	2,964,000	2,964,000	2,532,528	431,472	2,532,528
Transferuri de capital (cod 51.02.12+51.02.28+51.02.29+51.02.40 la 51.02.43+51.02.45+51.02.46)	5102	6,000,000	2,964,000	2,964,000	2,964,000	2,964,000	2,532,528	431,472	2,532,528
Transferuri pentru finantarea investitiilor la spitale	510212		339,000	339,000	339,000	339,000	250,000	89,000	250,000
Alte transferuri de capital catre institutii publice	510229	3,000,000	2,625,000	2,625,000	2,625,000	2,625,000	2,282,528	342,472	2,282,528
TITLUL VII ALTE TRANSFERURI (cod 55.01)	55D		3,042,000	2,982,000	3,042,000	3,042,000	2,600,518	441,482	1,333,542
A. Transferuri interne (cod 55.01.03+55.01.07+55.01.08 la 55.01.10+55.01.12+55.01.13+55.01.15+55.01.28+55.01.42+55.01.56+55.01.62+55.01.64)	5501D		3,042,000	2,982,000	3,042,000	3,042,000	2,600,518	441,482	1,333,542
Investitii ale agentilor economici cu capital de stat	550112		2,506,000	2,506,000	2,506,000	2,506,000	2,321,973	184,027	1,117,014
Transferuri din bugetul local catre asociatiile de dezvoltare	550142		536,000	476,000	536,000	536,000	278,545	257,455	216,528

A	B	1	2	3	4	5	6	7=5-6	8
intercomunitara									
Titlul VIII PROIECTE CU FINANTARE DIN FONDURI EXTERNE NERAMBURSABILE (FEN) POSTADERARE (cod 56.01 la 56.05+56.07+56.08+56.11+56.15 la 56.18+56.25+56.27+56.28+56.40)	56		4,174,000	4,174,000	4,174,000	4,174,000	1,209,632	2,964,368	24,107,724
Programe din Fondul European de Dezvoltare Regionala (FEDR) (cod 56.01.01 la 56.01.03)	5601		811,000	811,000	811,000	811,000	795,887	15,113	23,997,552
Finantarea nationala*)	560101								2,347,006
Finantarea externa nerambursabila*)	560102								9,376,276
Cheltuieli neeligibile*)	560103		811,000	811,000	811,000	811,000	795,887	15,113	12,274,270
Programe din Fondul de Coeziune(FC) (56.03.01 la 56.03.03)	5603		53,000	53,000	53,000	53,000	48,660	4,340	37,747
Cheltuieli neeligibile*)	560303		53,000	53,000	53,000	53,000	48,660	4,340	37,747
Programe din Fondul European Agricol de Dezvoltare Rurala (FEADR) (cod 56.04.01 la 56.04.03)	5604								19,989
Finantarea nationala*)	560401								8,060
Finantarea externa nerambursabila*)	560402								8,060
Cheltuieli neeligibile*)	560403								3,869
Mecanismul financiar SEE (cod 56.17.01 la 56.17.03)	5617		3,310,000	3,310,000	3,310,000	3,310,000	365,085	2,944,915	52,436
Finantarea nationala*)	561701		1,795,000	1,795,000	1,795,000	1,795,000	189,580	1,605,420	26,244
Finantarea externa nerambursabila*)	561702		1,515,000	1,515,000	1,515,000	1,515,000	175,505	1,339,495	26,192
CHELTUIELI DE CAPITAL ((cod 71+72+75)	70	38,461,000	19,758,000	19,758,000	19,758,000	19,758,000	11,633,145	8,124,855	9,193,949
TITLUL XIII ACTIVE NEFINANCIARE (cod 71.01 + 71.03)	71	38,461,000	19,758,000	19,758,000	19,758,000	19,758,000	11,633,145	8,124,855	9,193,949
Active fixe (cod 71.01.01 la 71.01.03+71.01.30)	7101	14,025,000	8,690,000	8,690,000	8,690,000	8,690,000	5,412,862	3,277,138	4,094,697
Constructii	710101	9,524,000	1,841,000	1,841,000	1,841,000	1,841,000	1,835,025	5,975	1,857,894
Masini, echipamente si mijloace de transport	710102	61,200	144,000	144,000	144,000	144,000	99,495	44,505	1,453,751
Mobilier, aparatura birotica si alte active corporale	710103	686,000	925,000	925,000	925,000	925,000	816,052	108,948	352,241
Alte active fixe	710130	3,753,800	5,780,000	5,780,000	5,780,000	5,780,000	2,662,290	3,117,710	430,811
Reparatii capitale aferente activelor fixe	7103	24,436,000	11,068,000	11,068,000	11,068,000	11,068,000	6,220,283	4,847,717	5,099,252
OPERATIUNI FINANCIARE (cod 81)	79		6,341,000	5,566,000	6,341,000	6,341,000	4,816,690	1,524,310	
TITLUL XVII RAMBURSARI DE CREDITE (cod 81.04)	81		6,341,000	5,566,000	6,341,000	6,341,000	4,816,690	1,524,310	
Rambursarea imprumuturilor contractate pentru finantarea proiectelor cu finantare UE	8104		6,341,000	5,566,000	6,341,000	6,341,000	4,816,690	1,524,310	

NOTA: Sumele inscrise in col. 5 "Plati efectuate" cu semnul minus la Tit. 85, art. 85.01 "Plati efectuate din anii precedenti si recuperate in anul curent", se inscriu si pe col. 3 "Angajamente bugetare" si col. 4 "Angajamente legale" la acelasi cod tot cu semnul minus , astfel incat in col. 6 "Angajamente legale de platit" sa nu fie raportate sume.

p. PRIMAR, VICEPRIMAR DESEMNIAT
dr.ing. ROB MARINEL



Conducatorul compartimentului
financiar-contabil
CARMEN POP



CONTUL DE EXECUTIE AL INSTITUTIILOR PUBLICE - CHELTUIELI

la data de 30.09.2016

Cod 21 Capitol 51020103

Subcapitol

-lei-

Denumirea indicatorilor *)	Cod indicator	Credite de angajament	Credite bugetare		Angajamente bugetare	Angajamente legale	Plati efectuate	Angajamente legale de platit	Cheltuieli efective
			initiale	definitive					
A	B	1	2	3	4	5	6	7=5-6	8
TOTAL CHELTUIELI(SECTIUNEA DE FUNCTIONARE+SECTIUNEA DE DEZVOLTARE)		707,000	18,255,000	14,456,000	18,255,000	18,255,000	12,921,606	5,333,394	13,023,929
SECTIUNEA DE FUNCTIONARE (cod 01+79+85)	F		17,476,000	13,737,000	17,476,000	17,476,000	12,429,479	5,046,521	12,440,110
CHELTUIELI CURENTE (10+20+30+40+50+51SF+55SF+57+59)	01F		17,476,000	13,737,000	17,476,000	17,476,000	12,429,479	5,046,521	12,440,110
TITLUL I CHELTUIELI DE PERSONAL (cod 10.01 la10.03)	10		15,000,000	11,481,000	15,000,000	15,000,000	10,795,583	4,204,417	10,805,612
Cheltuieli salariale in bani (cod 10.01.01 la 10.01.16+10.01.30)	1001		12,235,000	9,341,000	12,235,000	12,235,000	8,799,142	3,435,858	8,820,705
Salarii de baza	100101		11,200,000	8,550,000	11,200,000	11,200,000	8,108,247	3,091,753	8,129,166
Sporuri pentru conditii de munca	100105		750,000	570,000	750,000	750,000	541,000	209,000	540,969
Alte sporuri	100106		5,000	5,000	5,000	5,000	3,172	1,828	3,172
Indemnizatii platite unor persoane din afara unitatii	100112		190,000	144,000	190,000	190,000	91,260	98,740	90,220
Indemnizatii de delegare	100113		15,000	12,000	15,000	15,000	5,441	9,559	5,441
Alte drepturi salariale in bani	100130		75,000	60,000	75,000	75,000	50,022	24,978	51,737
Contributii (cod 10.03.01 la 10.03.06)	1003		2,765,000	2,140,000	2,765,000	2,765,000	1,996,441	768,559	1,984,907
Contributii de asigurari sociale de stat	100301		1,930,000	1,473,000	1,930,000	1,930,000	1,390,394	539,606	1,395,418
Contributii de asigurari de somaj	100302		61,000	48,000	61,000	61,000	42,714	18,286	42,901
Contributii de asigurari sociale de sanatate	100303		636,000	485,000	636,000	636,000	457,367	178,633	458,393
Contributii de asigurari pentru accidente de munca si boli profesionale	100304		18,000	14,000	18,000	18,000	13,216	4,784	13,265
Contributii pentru concedii si indemnizatii	100306		120,000	120,000	120,000	120,000	92,750	27,250	74,930
TITLUL II BUNURI SI SERVICII (cod 20.01 la 20.06+20.09 la	20		2,476,000	2,256,000	2,476,000	2,476,000	1,633,896	842,104	1,634,498

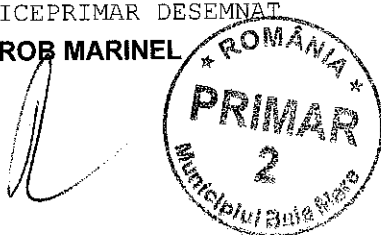
A	B	1	2	3	4	5	6	7=5-6	8
20.16+20.18 la 20.25+20.27+20.30)									
Bunuri si servicii (cod 20.01.01 la 20.01.09+20.01.30)	2001		1,460,000	1,430,000	1,460,000	1,460,000	1,062,431	397,569	1,015,857
Furnituri de birou	200101		265,000	255,000	265,000	265,000	205,494	59,506	197,325
Materiale pentru curatenie	200102		4,000	4,000	4,000	4,000	3,426	574	1,655
Incalzit, iluminat si forta motrica	200103		520,000	485,000	520,000	520,000	399,128	120,872	360,095
Apa, canal si salubritate	200104		50,000	45,000	50,000	50,000	27,553	22,447	28,548
Carburanti si lubrifianti	200105		40,000	30,000	40,000	40,000	20,599	19,401	21,113
Posta, telecomunicatii, radio, tv, internet	200108		300,000	260,000	300,000	300,000	207,706	92,294	217,041
Materiale si prestari de servicii cu caracter functional	200109		95,000	135,000	95,000	95,000	58,686	36,314	58,354
Alte bunuri si servicii pentru intretinere si functionare	200130		186,000	216,000	186,000	186,000	139,839	46,161	131,726
Reparatii curente	2002		10,000	40,000	10,000	10,000	4,560	5,440	4,560
Bunuri de natura obiectelor de inventar (cod 20.05.01+20.05.03+20.05.30)	2005		40,000	40,000	40,000	40,000	20,456	19,544	119,702
Uniforme si echipament	200501								820
Alte obiecte de inventar	200530		40,000	40,000	40,000	40,000	20,456	19,544	118,882
Deplasari, detasari, transferari (cod 20.06.01+20.06.02)	2006		80,000	80,000	80,000	80,000	48,999	31,001	48,539
Deplasari interne, detasari, transferari	200601		45,000	45,000	45,000	45,000	30,299	14,701	29,839
Deplasari in strainatate	200602		35,000	35,000	35,000	35,000	18,700	16,300	18,700
Carti, publicatii si materiale documentare	2011		15,000	15,000	15,000	15,000	8,538	6,462	14,023
Pregatire profesionala	2013		5,000	5,000	5,000	5,000	3,710	1,290	3,710
Protectia muncii	2014		9,000	9,000	9,000	9,000	4,955	4,045	4,505
Cheltuieli judiciare si extrajudiciare derivate din actiuni in reprezentarea intereselor statului, potrivit dispozitiilor legale	2025		90,000	90,000	90,000	90,000	67,317	22,683	67,317
Alte cheltuieli (cod 20.30.01 la 20.30.04+20.30.06+20.30.07+20.30.09+20.30.30)	2030		767,000	547,000	767,000	767,000	412,930	354,070	356,285
Reclama si publicitate	203001		70,000	100,000	70,000	70,000	42,733	27,267	45,048
Protocol si reprezentare	203002		24,000	24,000	24,000	24,000	19,379	4,621	17,612
Prime de asigurare non-viata	203003		45,000	35,000	45,000	45,000	28,051	16,949	28,051
Chirii	203004		20,000	20,000	20,000	20,000	13,244	6,756	13,244
Alte cheltuieli cu bunuri si servicii	203030		608,000	368,000	608,000	608,000	309,523	298,477	252,330
SECTIUNEA DE DEZVOLTARE (cod 51+55+56+58+70+81+85)	D	707,000	779,000	719,000	779,000	779,000	492,127	286,873	583,819
TITLUL VII ALTE TRANSFERURI (cod 55.01)	55D		536,000	476,000	536,000	536,000	278,545	257,455	216,528

A	B	1	2	3	4	5	6	7=5-6	8
A. Transferuri interne (cod 55.01.03+55.01.07+55.01.08 la 55.01.10+55.01.12+55.01.13+55.01.15+55.01.28+55.01.42+55.01.56+55.01.62+55.01.64)	5501D		536,000	476,000	536,000	536,000	278,545	257,455	216,528
Transferuri din bugetul local catre asociatiile de dezvoltare intercomunitara	550142		536,000	476,000	536,000	536,000	278,545	257,455	216,528
CHELTUIELI DE CAPITAL ((cod 71+72+75)	70	707,000	243,000	243,000	243,000	243,000	213,582	29,418	367,291
TITLUL XIII ACTIVE NEFINANCIARE (cod 71.01 + 71.03)	71	707,000	243,000	243,000	243,000	243,000	213,582	29,418	367,291
Active fixe (cod 71.01.01 la 71.01.03+71.01.30)	7101	707,000	243,000	243,000	243,000	243,000	213,582	29,418	367,291
Masini, echipamente si mijloace de transport	710102								281,504
Mobilier, aparatura birotica si alte active corporale	710103	344,000	197,000	197,000	197,000	197,000	168,469	28,531	14,960
Alte active fixe	710130	363,000	46,000	46,000	46,000	46,000	45,113	887	70,827

NOTA: Sumele inscrise in col. 5 "Plati efectuate " cu semnul minus la Titlul 85, art. 85.01 "Plati efectuate din anii precedenti si recuperate in anul curent", se inscriu si pe col. 3 "Angajamente bugetare" si col. 4 "Angajamente legale" la acelasi cod tot cu semnul minus , astfel incat in col. 6 "Angajamente legale de platit" sa nu fie raportate sume.

p. PRIMAR, VICEPRIMAR DESEMNAȚ

dr.ing. ROB MARINEL



Conducatorul compartimentului
financiar-contabil
CARMEN POP

CONTUL DE EXECUTIE AL INSTITUTIILOR PUBLICE - CHELTUIELI

la data de 30.09.2016

Cod 21 Capitol 5402

Subcapitol

-lei-

Denumirea indicatorilor *)	Cod indicator	Credite de angajament	Credite bugetare		Angajamente bugetare	Angajamente legale	Plati efectuate	Angajamente legale de platit	Cheltuieli efective
			initiale	definitive					
A	B	1	2	3	4	5	6	7=5-6	8
TOTAL CHELTUIELI(SECTIUNEA DE FUNCTIONARE+SECTIUNEA DE DEZVOLTARE)		3,000	1,593,000	1,363,450	1,493,000	1,493,000	875,834	617,166	883,472
SECTIUNEA DE FUNCTIONARE (cod 01+79+85)	F		1,570,000	1,340,450	1,470,000	1,470,000	859,851	610,149	876,417
CHELTUIELI CURENTE (10+20+30+40+50+51SF+55SF+57+59)	01F		1,570,000	1,340,450	1,470,000	1,470,000	859,851	610,149	876,417
TITLUL I CHELTUIELI DE PERSONAL (cod 10.01 la 10.03)	10		1,160,000	935,000	1,160,000	1,160,000	678,222	481,778	686,102
Cheltuieli salariale in bani (cod 10.01.01 la 10.01.16+10.01.30)	1001		975,500	792,500	975,500	975,500	552,324	423,176	560,020
Salarii de baza	100101		735,000	565,000	735,000	735,000	511,202	223,798	519,275
Sporuri pentru conditii de munca	100105		60,000	47,000	60,000	60,000	38,326	21,674	37,949
Indemnizatii platite unor persoane din afara unitatii	100112		175,000	175,000	175,000	175,000		175,000	
Indemnizatii de delegare	100113		500	500	500	500		500	
Alte drepturi salariale in bani	100130		5,000	5,000	5,000	5,000	2,796	2,204	2,796
Contributii (cod 10.03.01 la 10.03.06)	1003		184,500	142,500	184,500	184,500	125,898	58,602	126,082
Contributii de asigurari sociale de stat	100301		126,000	98,000	126,000	126,000	87,344	38,656	88,560
Contributii de asigurari de somaj	100302		4,000	3,000	4,000	4,000	2,761	1,239	2,799
Contributii de asigurari sociale de sanatate	100303		42,000	32,000	42,000	42,000	28,721	13,279	29,122
Contributii de asigurari pentru accidente de munca si boli profesionale	100304		2,000	1,500	2,000	2,000	830	1,170	842
Contributii pentru concedii si indemnizatii	100306		10,500	8,000	10,500	10,500	6,242	4,258	4,759
TITLUL II BUNURI SI SERVICII (cod 20.01 la 20.06+20.09 la 20.16+20.18 la 20.25+20.27+20.30)	20		310,000	305,450	310,000	310,000	181,629	128,371	190,315


A	B	1	2	3	4	5	6	7=5-6	8
Bunuri si servicii (cod 20.01.01 la 20.01.09+20.01.30)	2001		125,000	120,450	125,000	125,000	68,032	56,968	75,437
Furnituri de birou	200101		34,000	34,000	34,000	34,000	20,628	13,372	20,365
Incalzit, iluminat si forta motrica	200103		41,000	36,450	41,000	41,000	27,843	13,157	25,646
Apa, canal si salubritate	200104		7,000	7,000	7,000	7,000	3,198	3,802	3,579
Carburanti si lubrifianti	200105		15,000	15,000	15,000	15,000		15,000	
Alte bunuri si servicii pentru intretinere si functionare	200130		28,000	28,000	28,000	28,000	16,363	11,637	25,847
Reparatii curente	2002		3,000	3,000	3,000	3,000		3,000	
Bunuri de natura obiectelor de inventar (cod 20.05.01+20.05.03+20.05.30)	2005		4,000	4,000	4,000	4,000	1,172	2,828	2,453
Alte obiecte de inventar	200530		4,000	4,000	4,000	4,000	1,172	2,828	2,453
Deplasari, detasari, transferari (cod 20.06.01+20.06.02)	2006		2,000	2,000	2,000	2,000		2,000	
Deplasari interne, detasari, transferari	200601		2,000	2,000	2,000	2,000		2,000	
Pregatire profesionala	2013		7,000	7,000	7,000	7,000		7,000	
Alte cheltuieli (cod 20.30.01 la 20.30.04+20.30.06+20.30.07+20.30.09+20.30.30)	2030		169,000	169,000	169,000	169,000	112,425	56,575	112,425
Alte cheltuieli cu bunuri si servicii	203030		169,000	169,000	169,000	169,000	112,425	56,575	112,425
TITLUL V FONDURI DE REZERVA (cod 50.04)	50		100,000	100,000					
Fond de rezerva bugetara la dispozitia autoritatilor locale	5004		100,000	100,000					
SECTIUNEA DE DEZVOLTARE (cod 51+55+56+58+70+81+85)	D	3,000	23,000	23,000	23,000	23,000	15,983	7,017	7,055
CHELTUIELI DE CAPITAL ((cod 71+72+75)	70	3,000	23,000	23,000	23,000	23,000	15,983	7,017	7,055
TITLUL XIII ACTIVE NEFINANCIARE (cod 71.01 + 71.03)	71	3,000	23,000	23,000	23,000	23,000	15,983	7,017	7,055
Active fixe (cod 71.01.01 la 71.01.03+71.01.30)	7101	3,000	23,000	23,000	23,000	23,000	15,983	7,017	7,055
Masini, echipamente si mijloace de transport	710102								2,941
Mobilier, aparatura birotica si alte active corporale	710103	2,000	23,000	23,000	23,000	23,000	15,983	7,017	4,114
Alte active fixe	710130	1,000							

NOTA: Sumele inscrise in col. 5 "Plati efectuate " cu semnul minus la Titlul 85, art. 85.01 "Plati efectuate din anii precedenti si recuperate in anul curent", se inscriu si pe col. 3 "Angajamente bugetare" si col. 4 "Angajamente legale" la acelasi cod tot cu semnul minus , astfel incat in col. 6 "Angajamente legale de platit" sa nu fie raportate sume.

p. PRIMAR, VICEPRIMAR DESEMNAȚ
dr.ing. ROB MARINEL



Conducatorul compartimentului
financiar-contabil
CARMEN POP



CONTUL DE EXECUTIE AL INSTITUTIILOR PUBLICE - CHELTUIELI

la data de 30.09.2016

Cod 21 Capitol 5502


Subcapitol

-lei-

Denumirea indicatorilor *)	Cod indicator	Credite de angajament	Credite bugetare		Angajamente bugetare	Angajamente legale	Plati efectuate	Angajamente legale de platit	Cheltuieli efective
			initiale	definitive					
A	B	1	2	3	4	5	6	7=5-6	8
TOTAL CHELTUIELI(SECTIUNEA DE FUNCTIONARE+SECTIUNEA DE DEZVOLTARE)			5,328,000	4,572,000	5,328,000	5,328,000	3,997,804	1,330,196	3,997,581
SECTIUNEA DE FUNCTIONARE (cod 01+79+85)	F		5,328,000	4,572,000	5,328,000	5,328,000	3,997,804	1,330,196	3,997,581
CHELTUIELI CURENTE (10+20+30+40+50+51SF+55SF+57+59)	01F		5,328,000	4,572,000	5,328,000	5,328,000	3,997,804	1,330,196	3,997,581
TITLUL III DOBANZI (cod 30.01 la 30.03)	30		5,328,000	4,572,000	5,328,000	5,328,000	3,997,804	1,330,196	3,997,581
Dobanzi aferente datoriei publice interne (cod 30.01.01+30.01.02)	3001		5,328,000	4,572,000	5,328,000	5,328,000	3,997,804	1,330,196	3,997,581
Dobanzi aferente datoriei publice interne directe	300101		5,328,000	4,572,000	5,328,000	5,328,000	3,997,804	1,330,196	3,997,581

NOTA: Sumele inscrise in col. 5 "Plati efectuate" cu semnul minus la Titlul 85, art. 85.01 "Plati efectuate din anii precedenti si recuperate in anul curent", se inscriu si pe col. 3 "Angajamente bugetare" si col. 4 "Angajamente legale" la aceiasi cod tot cu semnul minus, astfel incat in col. 6 "Angajamente legale de platit" sa nu fie raportate sume.

p. PRIMAR, VICEPRIMAR DESEMNIAT
dr.ing. ROB MARINEL



Conducatorul compartimentului
financiar-contabil
CARMEN POP

CONTUL DE EXECUTIE AL INSTITUTIILOR PUBLICE - CHELTUIELI

la data de 30.09.2016

Cod 21 Capitol 6102

Subcapitol

-lei-

Denumirea indicatorilor *)	Cod indicator	Credite de angajament	Credite bugetare		Angajamente bugetare	Angajamente legale	Plati efectuate	Angajamente legale de platit	Cheltuieli efective
			initiale	definitive					
A	B	1	2	3	4	5	6	7=5-6	8
TOTAL CHELTUIELI(SECTIUNEA DE FUNCTIONARE+SECTIUNEA DE DEZVOLTARE)		8,064,000	5,967,000	4,737,000	5,967,000	5,967,000	4,246,116	1,720,884	3,927,876
SECTIUNEA DE FUNCTIONARE (cod 01+79+85)	F		5,786,000	4,556,000	5,786,000	5,786,000	4,071,271	1,714,729	3,835,865
CHELTUIELI CURENTE (10+20+30+40+50+51SF+55SF+57+59)	01F		5,786,000	4,556,000	5,786,000	5,786,000	4,071,271	1,714,729	3,835,865
TITLUL I CHELTUIELI DE PERSONAL (cod 10.01 la10.03)	10		5,066,000	3,916,000	5,066,000	5,066,000	3,625,603	1,440,397	3,449,915
Cheltuieli salariale in bani (cod 10.01.01 la 10.01.16+10.01.30)	1001		3,457,500	2,674,500	3,457,500	3,457,500	2,564,459	893,041	2,573,541
Salarii de baza	100101		3,155,000	2,419,000	3,155,000	3,155,000	2,333,666	821,334	2,343,541
Sporuri pentru conditii de munca	100105		214,000	180,000	214,000	214,000	162,559	51,441	161,462
Alte sporuri	100106		77,000	65,000	77,000	77,000	61,123	15,877	60,853
Indemnizatii de delegare	100113		500	500	500	500		500	
Alte drepturi salariale in bani	100130		11,000	10,000	11,000	11,000	7,111	3,889	7,685
Cheltuieli salariale in natura (cod 10.02.01 la 10.02.06+10.02.30)	1002		825,500	625,500	825,500	825,500	478,853	346,647	297,143
Norme de hrana	100202		825,500	625,500	825,500	825,500	478,853	346,647	297,143
Contributii (cod 10.03.01 la 10.03.06)	1003		783,000	616,000	783,000	783,000	582,291	200,709	579,231
Contributii de asigurari sociale de stat	100301		547,000	423,000	547,000	547,000	405,503	141,497	406,801
Contributii de asigurari de somaj	100302		17,000	14,000	17,000	17,000	12,821	4,179	12,866
Contributii de asigurari sociale de sanatate	100303		180,000	141,000	180,000	180,000	133,352	46,648	133,824
Contributii de asigurari pentru accidente de munca si boli profesionale	100304		7,000	6,000	7,000	7,000	3,853	3,147	3,865

A	B	1	2	3	4	5	6	7=5-6	8
Contributii pentru concedii si indemnizatii	100306		32,000	32,000	32,000	32,000	26,762	5,238	21,875
TITLUL II BUNURI SI SERVICII (cod 20.01 la 20.06+20.09 la 20.16+20.18 la 20.25+20.27+20.30)	20		720,000	640,000	720,000	720,000	445,668	274,332	385,950
Bunuri si servicii (cod 20.01.01 la 20.01.09+20.01.30)	2001		337,600	291,100	337,600	337,600	220,550	117,050	215,334
Furnituri de birou	200101		14,300	11,800	14,300	14,300	6,639	7,661	10,638
Incalzit, iluminat si forta motrica	200103		67,500	59,500	67,500	67,500	43,082	24,418	39,918
Apa, canal si salubritate	200104		8,800	7,800	8,800	8,800	5,316	3,484	4,504
Carburanti si lubrifianti	200105		92,500	73,000	92,500	92,500	62,138	30,362	62,551
Posta, telecomunicatii, radio, tv, internet	200108		62,500	52,500	62,500	62,500	41,677	20,823	47,187
Materiale si prestari de servicii cu caracter functional	200109		3,000	2,500	3,000	3,000	1,995	1,005	2,052
Alte bunuri si servicii pentru intretinere si functionare	200130		89,000	84,000	89,000	89,000	59,703	29,297	48,484
Reparatii curente	2002		33,300	32,800	33,300	33,300	31,818	1,482	31,818
Hrana (cod 20.03.01+20.03.02)	2003		8,000	7,500	8,000	8,000	5,082	2,918	3,952
Hrana pentru animale	200302		8,000	7,500	8,000	8,000	5,082	2,918	3,952
Medicamente si materiale sanitare (cod 20.04.01 la 20.04.04)	2004		14,700	12,700	14,700	14,700	5,669	9,031	4,147
Medicamente	200401		7,000	6,000	7,000	7,000	2,213	4,787	759
Materiale sanitare	200402		7,700	6,700	7,700	7,700	3,456	4,244	3,388
Bunuri de natura obiectelor de inventar (cod 20.05.01+20.05.03+20.05.30)	2005		61,000	56,000	61,000	61,000	36,934	24,066	48,760
Uniforme si echipament	200501		28,000	24,000	28,000	28,000	8,597	19,403	43,263
Alte obiecte de inventar	200530		33,000	32,000	33,000	33,000	28,337	4,663	5,497
Deplasari, detasari, transferari (cod 20.06.01+20.06.02)	2006		39,000	38,500	39,000	39,000	224	38,776	224
Deplasari interne, detasari, transferari	200601		39,000	38,500	39,000	39,000	224	38,776	224
Pregatire profesionala	2013		38,000	38,000	38,000	38,000	20,000	18,000	
Protectia muncii	2014		6,000	5,000	6,000	6,000	455	5,545	245
Munitie, furnituri si armament de natura activelor fixe pentru armata	2015		43,500	43,500	43,500	43,500	43,466	34	
Cheltuieli judiciare si extrajudiciare derivate din actiuni in reprezentarea intereselor statului, potrivit dispozitiilor legale	2025		4,700	4,200	4,700	4,700	2,750	1,950	2,750
Alte cheltuieli (cod 20.30.01 la 20.30.04+20.30.06+20.30.07+20.30.09+20.30.30)	2030		134,200	110,700	134,200	134,200	78,720	55,480	78,720
Prime de asigurare non-viata	203003		42,000	34,000	42,000	42,000	21,343	20,657	21,343
Chirii	203004		66,500	52,000	66,500	66,500	49,312	17,188	49,312


A	B	1	2	3	4	5	6	7=5-6	8
Alte cheltuieli cu bunuri si servicii	203030		25,700	24,700	25,700	25,700	8,065	17,635	8,065
SECTIUNEA DE DEZVOLTARE (cod 51+55+56+58+70+81+85)	D	8,064,000	181,000	181,000	181,000	181,000	174,845	6,155	92,011
CHELTUIELI DE CAPITAL ((cod 71+72+75)	70	8,064,000	181,000	181,000	181,000	181,000	174,845	6,155	92,011
TITLUL XIII ACTIVE NEFINANCIARE (cod 71.01 + 71.03)	71	8,064,000	181,000	181,000	181,000	181,000	174,845	6,155	92,011
Active fixe (cod 71.01.01 la 71.01.03+71.01.30)	7101	1,452,000	181,000	181,000	181,000	181,000	174,845	6,155	92,011
Constructii	710101								17,521
Masini, echipamente si mijloace de transport	710102								33,772
Mobilier, aparatura birotica si alte active corporale	710103	340,000	72,000	72,000	72,000	72,000	70,995	1,005	19,098
Alte active fixe	710130	1,112,000	109,000	109,000	109,000	109,000	103,850	5,150	21,620
Reparatii capitale aferente activelor fixe	7103	6,612,000							

NOTA: Sumele inscrise in col. 5 "Plati efectuate " cu semnul minus la Titlul 85, art. 85.01 "Plati efectuate din anii precedenti si recuperate in anul curent", se inscriu si pe col. 3 "Angajamente bugetare" si col. 4 "Angajamente legale" la acelasi cod tot cu semnul minus , astfel incat in col. 6 "Angajamente legale de platit" sa nu fie raportate sume.

p. PRIMAR, VICEPRIMAR DESEMNAT
dr.ing. ROB MARINEL




Conducatorul compartimentului
financiar-contabil
CARMEN POP



CONTUL DE EXECUTIE AL INSTITUTIILOR PUBLICE - CHELTUIELI

la data de 30.09.2016

Cod 21 Capitol 6502

Subcapitol

-lei-

Denumirea indicatorilor *)	Cod indicator	Credite de angajament	Credite bugetare		Angajamente bugetare	Angajamente legale	Plati efectuate	Angajamente legale de platit	Cheltuieli efective
			initiale	definitive					
A	B	1	2	3	4	5	6	7=5-6	8
TOTAL CHELTUIELI(SECTIUNEA DE FUNCTIONARE+SECTIUNEA DE DEZVOLTARE)		2,402,000	112,287,500	96,280,450	112,287,500	112,287,500	83,735,809	28,551,691	84,280,217
SECTIUNEA DE FUNCTIONARE (cod 01+79+85)	F		103,544,500	87,537,450	103,544,500	103,544,500	76,906,994	26,637,506	78,552,140
CHELTUIELI CURENTE (10+20+30+40+50+51SF+55SF+57+59)	01F		103,544,500	87,537,450	103,544,500	103,544,500	76,906,994	26,637,506	78,552,140
TITLUL I CHELTUIELI DE PERSONAL (cod 10.01 la10.03)	10		87,306,000	72,414,680	87,306,000	87,306,000	65,890,775	21,415,225	68,408,754
Cheltuieli salariale in bani (cod 10.01.01 la 10.01.16+10.01.30)	1001		70,407,020	58,629,770	70,407,020	70,407,020	53,701,764	16,705,256	56,030,133
Salarii de baza	100101		63,099,220	52,576,470	63,099,220	63,099,220	50,503,191	12,596,029	51,078,442
Sporuri pentru conditii de munca	100105		72,700	50,300	72,700	72,700	39,005	33,695	38,695
Alte sporuri	100106		284,890	225,420	284,890	284,890	173,145	111,745	221,827
Fond pentru posturi ocupate prin cumul	100110		39,150	30,950	39,150	39,150	24,849	14,301	24,939
Fond aferent platii cu ora	100111		4,306,610	3,164,180	4,306,610	4,306,610	2,933,465	1,373,145	2,993,783
Indemnizatii de delegare	100113		1,500	1,500	1,500	1,500	102	1,398	102
Alte drepturi salariale in bani	100130		2,602,950	2,580,950	2,602,950	2,602,950	28,007	2,574,943	1,672,345
Contributii (cod 10.03.01 la 10.03.06)	1003		16,898,980	13,784,910	16,898,980	16,898,980	12,189,011	4,709,969	12,378,621
Contributii de asigurari sociale de stat	100301		11,576,810	9,436,690	11,576,810	11,576,810	8,537,544	3,039,266	8,700,107
Contributii de asigurari de somaj	100302		391,870	316,040	391,870	391,870	263,645	128,225	265,597
Contributii de asigurari sociale de sanatate	100303		3,816,530	3,111,710	3,816,530	3,816,530	2,794,217	1,022,313	2,837,494
Contributii de asigurari pentru accidente de munca si boli profesionale	100304		177,970	148,820	177,970	177,970	92,568	85,402	93,971
Contributii pentru concedii si indemnizatii	100306		935,800	771,650	935,800	935,800	501,037	434,763	481,452


A	B	1	2	3	4	5	6	7=5-6	8
TITLUL II BUNURI SI SERVICII (cod 20.01 la 20.06+20.09 la 20.16+20.18 la 20.25+20.27+20.30)	20		13,490,000	12,585,320	13,490,000	13,490,000	9,688,731	3,801,269	8,827,391
Bunuri si servicii (cod 20.01.01 la 20.01.09+20.01.30)	2001		10,520,590	9,737,080	10,520,590	10,520,590	7,486,174	3,034,416	7,119,971
Furnituri de birou	200101		191,340	170,240	191,340	191,340	108,749	82,591	131,982
Materiale pentru curatenie	200102		227,540	202,140	227,540	227,540	142,878	84,662	120,956
Incalzit, iluminat si forta motrica	200103		6,306,250	5,854,740	6,306,250	6,306,250	4,793,326	1,512,924	4,429,997
Apa, canal si salubritate	200104		935,640	854,640	935,640	935,640	652,252	283,388	628,693
Carburanti si lubrifianti	200105		1,500	1,500	1,500	1,500	750	750	
Piese de schimb	200106		4,000	3,500	4,000	4,000	631	3,369	631
Transport	200107		701,380	657,950	701,380	701,380	314,635	386,745	474,534
Posta, telecomunicatii, radio, tv, internet	200108		290,360	259,110	290,360	290,360	182,675	107,685	189,098
Materiale si prestari de servicii cu caracter functional	200109		764,640	735,680	764,640	764,640	584,256	180,384	470,695
Alte bunuri si servicii pentru intretinere si functionare	200130		1,097,940	997,580	1,097,940	1,097,940	706,022	391,918	673,385
Reparatii curente	2002		1,213,520	1,213,420	1,213,520	1,213,520	976,334	237,186	805,125
Medicamente si materiale sanitare (cod 20.04.01 la 20.04.04)	2004		7,570	7,570	7,570	7,570	1,969	5,601	1,969
Medicamente	200401		5,150	5,150	5,150	5,150	500	4,650	500
Materiale sanitare	200402		2,420	2,420	2,420	2,420	1,469	951	1,469
Bunuri de natura obiectelor de inventar (cod 20.05.01+20.05.03+20.05.30)	2005		646,600	626,600	646,600	646,600	475,406	171,194	192,899
Uniforme si echipament	200501		3,500	3,500	3,500	3,500	1,091	2,409	
Alte obiecte de inventar	200530		643,100	623,100	643,100	643,100	474,315	168,785	192,899
Deplasari, detasari, transferari (cod 20.06.01+20.06.02)	2006		25,560	23,060	25,560	25,560	7,937	17,623	7,937
Deplasari interne, detasari, transferari	200601		25,560	23,060	25,560	25,560	7,937	17,623	7,937
Materiale de laborator	2009		6,000	5,000	6,000	6,000	91	5,909	
Carti, publicatii si materiale documentare	2011		39,910	36,710	39,910	39,910	16,316	23,594	9,412
Consultanta si expertiza	2012		4,320	4,320	4,320	4,320	3,080	1,240	3,080
Pregatire profesionala	2013		48,800	48,800	48,800	48,800	20,540	28,260	21,320
Protectia muncii	2014		33,900	32,900	33,900	33,900	15,839	18,061	14,899
Alte cheltuieli (cod 20.30.01 la 20.30.04+20.30.06+20.30.07+20.30.09+20.30.30)	2030		943,230	849,860	943,230	943,230	685,045	258,185	650,779
Protocol si reprezentare	203002								
Prime de asigurare non-viata	203003		87,770	73,320	87,770	87,770	61,043	26,727	59,153
Chirii	203004		143,000	143,000	143,000	143,000	110,000	33,000	110,000

A	B	1	2	3	4	5	6	7=5-6	8
Alte cheltuieli cu bunuri si servicii	203030		712,460	633,540	712,460	712,460	514,002	198,458	481,626
TITLUL VII ALTE TRANSFERURI (cod 55.01+ 55.02)	55F		585,000	438,000	585,000	585,000	393,208	191,792	393,208
Transferuri interne (55.01.18+55.01.63+55.01.65)	5501F		585,000	438,000	585,000	585,000	393,208	191,792	393,208
Finantarea invatamantului particular sau confesional acreditat	550163		585,000	438,000	585,000	585,000	393,208	191,792	393,208
TITLUL IX ASISTENTA SOCIALA (cod 57.02)	57		938,500	885,200	938,500	938,500	303,868	634,632	292,375
Ajutoare sociale (cod 57.02.01 la 57.02.04)	5702		938,500	885,200	938,500	938,500	303,868	634,632	292,375
Ajutoare sociale in numerar	570201		823,500	770,200	823,500	823,500	294,568	528,932	283,075
Tichete de cresa	570203		115,000	115,000	115,000	115,000	9,300	105,700	9,300
TITLUL XI ALTE CHELTUIELI (cod 59.01+59.02+59.08+59.11+59.12+59.15+59.17+59.20+59.22+59.25+59.30+59.35)	59		1,225,000	1,214,250	1,225,000	1,225,000	630,412	594,588	630,412
Burse	5901		1,225,000	1,214,250	1,225,000	1,225,000	630,412	594,588	630,412
SECTIUNEA DE DEZVOLTARE (cod 51+55+56+58+70+81+85)	D	2,402,000	8,743,000	8,743,000	8,743,000	8,743,000	6,828,815	1,914,185	5,728,077
Titlul VIII PROIECTE CU FINANTARE DIN FONDURI EXTERNE NERAMBURSABILE (FEN) POSTADERARE (cod 56.01 la 56.05+56.07+56.08+56.11+56.15 la 56.18+56.25+56.27+56.28+56.40)	56								19,342
Programe din Fondul European de Dezvoltare Regionala (FEDR) (cod 56.01.01 la 56.01.03)	5601								19,342
Finantarea nationala*)	560101								693
Finantarea externa nerambursabila*)	560102								3,706
Cheltuieli neeligibile*)	560103								14,943
CHELTUIELI DE CAPITAL ((cod 71+72+75)	70	2,402,000	6,247,000	6,247,000	6,247,000	6,247,000	4,332,815	1,914,185	5,708,735
TITLUL XIII ACTIVE NEFINANCIARE (cod 71.01 + 71.03)	71	2,402,000	6,247,000	6,247,000	6,247,000	6,247,000	4,332,815	1,914,185	5,708,735
Active fixe (cod 71.01.01 la 71.01.03+71.01.30)	7101	62,000	658,000	658,000	658,000	658,000	512,968	145,032	609,483
Constructii	710101								24,590
Masini, echipamente si mijloace de transport	710102	61,200	144,000	144,000	144,000	144,000	99,495	44,505	224,791
Mobilier, aparatura birotica si alte active corporale	710103								157,344
Alte active fixe	710130	800	514,000	514,000	514,000	514,000	413,473	100,527	202,758
Reparatii capitale aferente activelor fixe	7103	2,340,000	5,589,000	5,589,000	5,589,000	5,589,000	3,819,847	1,769,153	5,099,252
OPERATIUNI FINANCIARE (cod 81)	79		2,496,000	2,496,000	2,496,000	2,496,000	2,496,000		
TITLUL XVII RAMBURSARI DE CREDITE (cod 81.04)	81		2,496,000	2,496,000	2,496,000	2,496,000	2,496,000		

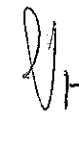
A	B	1	2	3	4	5	6	7=5-6	8
Rambursarea imprumuturilor contractate pentru finantarea proiectelor cu finantare UE	8104		2,496,000	2,496,000	2,496,000	2,496,000	2,496,000		

NOTA: Sumele inscrise in col. 5 "Plati efectuate " cu semnul minus la Titlul 85, art. 85.01 "Plati efectuate din anii precedenti si recuperate in anul curent", se inscriu si pe col. 3 "Angajamente bugetare" si col. 4 "Angajamente legale" la acelasi cod tot cu semnul minus , astfel incat in col. 6 "Angajamente legale de platit" sa nu fie raportate sume.

p. PRIMAR, VICEPRIMAR DESEMNIAT
dr.ing. ROB MARINEL

Conducatorul compartimentului
financiar-contabil
CARMEN POP



CONTUL DE EXECUTIE AL INSTITUTIILOR PUBLICE - CHELTUIELI

la data de 30.09.2016

Cod 21 Capitol 6602

Subcapitol

-lei-

Denumirea indicatorilor *)	Cod indicator	Credite de angajament	Credite bugetare		Angajamente bugetare	Angajamente legale	Plati efectuate	Angajamente legale de platit	Cheltuieli efective
			initiale	definitive					
A	B	1	2	3	4	5	6	7=5-6	8
TOTAL CHELTUIELI(SECTIUNEA DE FUNCTIONARE+SECTIUNEA DE DEZVOLTARE)			3,595,000	3,440,000	3,595,000	3,595,000	2,896,066	698,934	2,921,422
SECTIUNEA DE FUNCTIONARE (cod 01+79+85)	F		3,256,000	3,101,000	3,256,000	3,256,000	2,646,066	609,934	2,671,422
CHELTUIELI CURENTE (10+20+30+40+50+51SF+55SF+57+59)	01F		3,256,000	3,101,000	3,256,000	3,256,000	2,646,066	609,934	2,671,422
TITLUL I CHELTUIELI DE PERSONAL (cod 10.01 la 10.03)	10		2,189,000	2,034,000	2,189,000	2,189,000	1,802,683	386,317	1,837,278
Cheltuieli salariale in bani (cod 10.01.01 la 10.01.16+10.01.30)	1001		1,780,000	1,628,000	1,780,000	1,780,000	1,462,458	317,542	1,507,513
Salarii de baza	100101		1,483,000	1,391,000	1,483,000	1,483,000	1,248,171	234,829	1,277,043
Sporuri pentru conditii de munca	100105		279,000	219,000	279,000	279,000	203,892	75,108	219,332
Alte drepturi salariale in bani	100130		18,000	18,000	18,000	18,000	10,395	7,605	11,138
Contributii (cod 10.03.01 la 10.03.06)	1003		409,000	406,000	409,000	409,000	340,225	68,775	329,765
Contributii de asigurari sociale de stat	100301		270,000	270,000	270,000	270,000	231,691	38,309	238,745
Contributii de asigurari de somaj	100302		12,000	12,000	12,000	12,000	7,311	4,689	7,537
Contributii de asigurari sociale de sanatate	100303		87,000	84,000	87,000	87,000	76,047	10,953	78,390
Contributii de asigurari pentru accidente de munca si boli profesionale	100304		6,000	6,000	6,000	6,000	2,205	3,795	2,272
Contributii pentru concedii si indemnizatii	100306		34,000	34,000	34,000	34,000	22,971	11,029	2,821
TITLUL II BUNURI SI SERVICII (cod 20.01 la 20.06+20.09 la 20.16+20.18 la 20.25+20.27+20.30)	20		156,000	156,000	156,000	156,000	62,702	93,298	53,971
Bunuri si servicii (cod 20.01.01 la 20.01.09+20.01.30)	2001		34,000	34,000	34,000	34,000	15,436	18,564	21,494
Furnituri de birou	200101		5,000	5,000	5,000	5,000	4,101	899	6,945

A	B	1	2	3	4	5	6	7=5-6	8
Posta, telecomunicatii, radio, tv, internet	200108		14,000	14,000	14,000	14,000	7,896	6,104	7,896
Materiale si prestari de servicii cu caracter functional	200109		8,000	8,000	8,000	8,000	2,139	5,861	5,353
Alte bunuri si servicii pentru intretinere si functionare	200130		7,000	7,000	7,000	7,000	1,300	5,700	1,300
Medicamente si materiale sanitare (cod 20.04.01 la 20.04.04)	2004		73,000	73,000	73,000	73,000	19,893	53,107	32,477
Medicamente	200401		32,000	32,000	32,000	32,000	5,856	26,144	10,865
Materiale sanitare	200402		41,000	41,000	41,000	41,000	14,037	26,963	21,612
Bunuri de natura obiectelor de inventar (cod 20.05.01+20.05.03+20.05.30)	2005		40,000	40,000	40,000	40,000	20,174	19,826	
Alte obiecte de inventar	200530		40,000	40,000	40,000	40,000	20,174	19,826	
Alte cheltuieli (cod 20.30.01 la 20.30.04+20.30.06+20.30.07+20.30.09+20.30.30)	2030		9,000	9,000	9,000	9,000	7,199	1,801	
Alte cheltuieli cu bunuri si servicii	203030		9,000	9,000	9,000	9,000	7,199	1,801	
TITLUL VI TRANSFERURI INTRE UNITATI ALE ADMINISTRATIEI PUBLICE (cod 51.01) (cod 51.01)	51F		900,000	900,000	900,000	900,000	775,000	125,000	775,000
Transferuri curente (cod 51.01.01+51.01.03+51.01.05+51.01.14+51.01.15+51.01.24+51.01.26+51.01.31+51.01.39+51.01.46+51.01.49+51.01.60+51.01.61+51.01.64)	5101		900,000	900,000	900,000	900,000	775,000	125,000	775,000
Actiuni de sanatate	510103		900,000	900,000	900,000	900,000	775,000	125,000	775,000
TITLUL IX ASISTENTA SOCIALA (cod 57.02)	57		11,000	11,000	11,000	11,000	5,681	5,319	5,173
Ajutoare sociale (cod 57.02.01 la 57.02.04)	5702		11,000	11,000	11,000	11,000	5,681	5,319	5,173
Ajutoare sociale in natura	570202		11,000	11,000	11,000	11,000	5,681	5,319	5,173
SECTIUNEA DE DEZVOLTARE (cod 51+55+56+58+70+81+85)	D		339,000	339,000	339,000	339,000	250,000	89,000	250,000
TITLUL VI TRANSFERURI INTRE UNITATI ALE ADMINISTRATIEI PUBLICE (cod 51.02)	51D		339,000	339,000	339,000	339,000	250,000	89,000	250,000
Transferuri de capital (cod 51.02.12+51.02.28+51.02.29+51.02.40 la 51.02.43+51.02.45+51.02.46)	5102		339,000	339,000	339,000	339,000	250,000	89,000	250,000
Transferuri pentru finantarea investitiilor la spitale	510212		339,000	339,000	339,000	339,000	250,000	89,000	250,000

NOTA: Sumele inscrise in col. 5 "Plati efectuate" cu semnul minus la Tit. 35, art. 85.01 "Plati efectuate din anii precedenti si recuperate in anul curent", se inscriu si pe col. 3 "Angajamente bugetare" si col. 4 "Angajamente legale" la acelasi cod tot cu semnul minus, astfel incat in col. 6 "Angajamente legale de platit" sa nu fie raportate sume.

p. PRIMAR, VICEPRIMAR DESEMNIAT
dr.ing. ROB MARINEL



Conducatorul compartimentului
financiar-contabil
CARMEN POP



CONTUL DE EXECUTIE AL INSTITUTIILOR PUBLICE - CHELTUIELI

la data de 30.09.2016

Cod 21 Capitol 6702

Subcapitol


-lei-

Denumirea indicatorilor *)	Cod indicator	Credite de angajament	Credite bugetare		Angajamente bugetare	Angajamente legale	Plati efectuate	Angajamente legale de platit	Cheltuieli efective
			initiale	definitive					
A	B	1	2	3	4	5	6	7=5-6	8
TOTAL CHELTUIELI(SECTIUNEA DE FUNCTIONARE+SECTIUNEA DE DEZVOLTARE)		1,540,000	24,080,000	23,522,600	24,080,000	24,080,000	17,060,888	7,019,112	12,864,698
SECTIUNEA DE FUNCTIONARE (cod 01+79+85)	F		23,541,000	22,983,600	23,541,000	23,541,000	16,914,588	6,626,412	12,710,060
CHELTUIELI CURENTE (10+20+30+40+50+51SF+55SF+57+59)	01F		23,541,000	22,983,600	23,541,000	23,541,000	16,914,588	6,626,412	12,710,060
TITLUL II BUNURI SI SERVICII (cod 20.01 la 20.06+20.09 la 20.16+20.18 la 20.25+20.27+20.30)	20		819,000	819,000	819,000	819,000	456,112	362,888	530,759
Bunuri si servicii (cod 20.01.01 la 20.01.09+20.01.30)	2001		650,100	650,100	650,100	650,100	447,553	202,547	426,090
Materiale pentru curatenie	200102		6,000	6,000	6,000	6,000	1,996	4,004	2,116
Incalzit, iluminat si forta motrica	200103		291,100	291,100	291,100	291,100	249,525	41,575	230,294
Apa, canal si salubritate	200104		68,000	68,000	68,000	68,000	50,801	17,199	47,390
Materiale si prestari de servicii cu caracter functional	200109		17,000	17,000	17,000	17,000	2,600	14,400	2,458
Alte bunuri si servicii pentru intretinere si functionare	200130		268,000	268,000	268,000	268,000	142,631	125,369	143,832
Reparatii curente	2002		163,900	163,900	163,900	163,900	7,911	155,989	7,911
Bunuri de natura obiectelor de inventar (cod 20.05.01+20.05.03+20.05.30)	2005		3,000	3,000	3,000	3,000	648	2,352	96,758
Alte obiecte de inventar	200530		3,000	3,000	3,000	3,000	648	2,352	96,758
Alte cheltuieli (cod 20.30.01 la 20.30.04+20.30.06+20.30.07+20.30.09+20.30.30)	2030		2,000	2,000	2,000	2,000		2,000	
Prime de asigurare non-viata	203003		2,000	2,000	2,000	2,000		2,000	
TITLUL VI TRANSFERURI INTRE UNITATI ALE ADMINISTRATIEI PUBLICE (cod 51.01) (cod 51.01)	51F		5,398,000	4,995,600	5,398,000	5,398,000	3,132,000	2,266,000	3,132,000

A	B	1	2	3	4	5	6	7=5-6	8
Transferuri curente (cod 51.01.01+51.01.03+51.01.05+51.01.14+51.01.15+ 51.01.24 +51.01.26 +51.01.31+51.01.39+51.01.46+51.01.49+51.01.60+51.01.61+51.01.64)	5101		5,398,000	4,995,600	5,398,000	5,398,000	3,132,000	2,266,000	3,132,000
Transferuri catre institutii publice	510101		5,398,000	4,995,600	5,398,000	5,398,000	3,132,000	2,266,000	3,132,000
TITLUL XI ALTE CHELTUIEL (cod 59.01+59.02+59.08+59.11+59.12+59.15+59.17+59.20+59.22+59.25+59.30+59.35)	59		17,324,000	17,169,000	17,324,000	17,324,000	13,326,476	3,997,524	9,047,301
Asociatii si fundatii	5911		15,514,000	15,359,000	15,514,000	15,514,000	11,986,476	3,527,524	8,922,301
Sustinerea cultelor	5912		1,810,000	1,810,000	1,810,000	1,810,000	1,340,000	470,000	125,000
SECTIUNEA DE DEZVOLTARE (cod 51+55+56+58+70+81+85)	D	1,540,000	539,000	539,000	539,000	539,000	146,300	392,700	154,638
TITLUL VI TRANSFERURI INTRE UNITATI ALE ADMINISTRATIEI PUBLICE (cod 51.02)	51D		197,000	197,000	197,000	197,000	105,000	92,000	105,000
Transferuri de capital (cod 51.02.12+51.02.28+51.02.29+51.02.40 la 51.02.43+51.02.45+51.02.46)	5102		197,000	197,000	197,000	197,000	105,000	92,000	105,000
Alte transferuri de capital catre institutii publice	510229		197,000	197,000	197,000	197,000	105,000	92,000	105,000
Titlul VIII PROIECTE CU FINANTARE DIN FONDURI EXTERNE NERAMBURSABILE (FEN) POSTADERARE (cod 56.01 la 56.05+56.07+56.08+56.11+56.15 la 56.18+56.25+56.27+56.28+56.40)	56								495
Programe din Fondul European de Dezvoltare Regionala (FEDR) (cod 56.01.01 la 56.01.03)	5601								495
Finantarea nationala*)	560101								495
CHELTUIELI DE CAPITAL ((cod 71+72+75)	70	1,540,000	342,000	342,000	342,000	342,000	41,300	300,700	49,143
TITLUL XIII ACTIVE NEFINANCIARE (cod 71.01 + 71.03)	71	1,540,000	342,000	342,000	342,000	342,000	41,300	300,700	49,143
Active fixe (cod 71.01.01 la 71.01.03+71.01.30)	7101	1,540,000	342,000	342,000	342,000	342,000	41,300	300,700	49,143
Masini, echipamente si mijloace de transport	710102								49,143
Mobilier, aparatura birotica si alte active corporale	710103		67,000	67,000	67,000	67,000		67,000	
Alte active fixe	710130	1,540,000	275,000	275,000	275,000	275,000	41,300	233,700	

NOTA: Sumele inscrise in col. 5 "Plati efectuate " cu semnul minus la Titlu 35, art. 85.01 "Plati efectuate din anii precedenti si recuperate in anul curent", se inscriu si pe col. 3 "Angajamente bugetare" si col. 4 "Angajamente legale" la acelasi cod tot cu semnul minus , astfel incat in col. 6 "Angajamente legale de platit" sa nu fie raportate sume.

p. PRIMAR, VICEPRIMAR DESEMNAT
dr.ing. ROB MARINEL



Conducatorul compartimentului
financiar-contabil
CARMEN POP

A handwritten signature in black ink, appearing to be 'Carmen Pop', is written below the name 'CARMEN POP'.

CONTUL DE EXECUTIE AL INSTITUTIILOR PUBLICE - CHELTUIELI

la data de 30.09.2016

Cod 21 Capitol 6802

Subcapitol

-lei-


Denumirea indicatorilor *)	Cod indicator	Credite de angajament	Credite bugetare		Angajamente bugetare	Angajamente legale	Plati efectuate	Angajamente legale de platit	Cheltuieli efective
			initiale	definitive					
A	B	1	2	3	4	5	6	7=5-6	8
TOTAL CHELTUIELI(SECTIUNEA DE FUNCTIONARE+SECTIUNEA DE DEZVOLTARE)			37,832,000	37,124,000	37,825,000	37,825,000	27,955,174	9,869,826	28,282,476
SECTIUNEA DE FUNCTIONARE (cod 01+79+85)	F		31,761,000	31,053,000	31,754,000	31,754,000	25,035,000	6,719,000	28,007,787
CHELTUIELI CURENTE (10+20+30+40+50+51SF+55SF+57+59)	01F		31,761,000	31,053,000	31,754,000	31,754,000	25,035,000	6,719,000	28,007,787
TITLUL I CHELTUIELI DE PERSONAL (cod 10.01 la 10.03)	10		11,676,000	11,513,000	11,676,000	11,676,000	9,644,925	2,031,075	9,709,211
Cheltuieli salariale in bani (cod 10.01.01 la 10.01.16+10.01.30)	1001		9,475,000	9,364,000	9,475,000	9,475,000	7,871,525	1,603,475	7,938,122
Salarii de baza	100101		9,066,000	8,972,000	9,066,000	9,066,000	7,577,845	1,488,155	7,635,340
Sporuri pentru conditii de munca	100105		338,000	325,000	338,000	338,000	276,368	61,632	283,118
Indemnizatii de delegare	100113		15,000	15,000	15,000	15,000		15,000	
Alte drepturi salariale in bani	100130		56,000	52,000	56,000	56,000	17,312	38,688	19,664
Contributii (cod 10.03.01 la 10.03.06)	1003		2,201,000	2,149,000	2,201,000	2,201,000	1,773,400	427,600	1,771,089
Contributii de asigurari sociale de stat	100301		1,503,500	1,470,500	1,503,500	1,503,500	1,254,260	249,240	1,264,456
Contributii de asigurari de somaj	100302		54,000	53,000	54,000	54,000	37,907	16,093	38,209
Contributii de asigurari sociale de sanatate	100303		504,500	492,500	504,500	504,500	410,503	93,997	413,967
Contributii de asigurari pentru accidente de munca si boli profesionale	100304		22,000	22,000	22,000	22,000	11,928	10,072	12,024
Contributii pentru concedii si indemnizatii	100306		117,000	111,000	117,000	117,000	58,802	58,198	42,433
TITLUL II BUNURI SI SERVICII (cod 20.01 la 20.06+20.09 la 20.16+20.18 la 20.25+20.27+20.30)	20		5,072,000	5,077,000	5,065,000	5,065,000	4,035,978	1,029,022	6,690,280
Bunuri si servicii (cod 20.01.01 la 20.01.09+20.01.30)	2001		2,487,000	2,510,000	2,488,000	2,488,000	2,120,721	367,279	1,959,432

A	B	1	2	3	4	5	6	7=5-6	8
Furnituri de birou	200101		47,000	47,000	47,000	47,000	41,401	5,599	47,195
Materiale pentru curatenie	200102		59,000	59,000	59,000	59,000	53,355	5,645	85,486
Incalzit, iluminat si forta motrica	200103		974,500	997,500	978,500	978,500	902,767	75,733	761,167
Apa, canal si salubritate	200104		278,000	276,000	278,000	278,000	217,840	60,160	184,009
Carburanti si lubrifianti	200105		35,000	39,000	35,000	35,000	23,243	11,757	25,915
Piese de schimb	200106		19,500	24,500	21,500	21,500	8,395	13,105	9,134
Posta, telecomunicatii, radio, tv, internet	200108		87,000	83,000	82,000	82,000	60,817	21,183	64,780
Materiale si prestari de servicii cu caracter functional	200109		864,000	867,000	864,000	864,000	740,606	123,394	708,017
Alte bunuri si servicii pentru intretinere si functionare	200130		123,000	117,000	123,000	123,000	72,297	50,703	73,729
Reparatii curente	2002		423,000	437,000	445,000	445,000	308,962	136,038	231,290
Hrana (cod 20.03.01+20.03.02)	2003		1,458,000	1,435,000	1,428,000	1,428,000	1,200,455	227,545	1,168,762
Hrana pentru oameni	200301		1,458,000	1,435,000	1,428,000	1,428,000	1,200,455	227,545	1,168,762
Medicamente si materiale sanitare (cod 20.04.01 la 20.04.04)	2004		15,000	15,000	15,000	15,000	3,541	11,459	2,695
Medicamente	200401		5,000	5,000	5,000	5,000	1,906	3,094	2,053
Materiale sanitare	200402		7,000	7,000	7,000	7,000	1,635	5,365	642
Dezinfectanti	200404		3,000	3,000	3,000	3,000		3,000	
Bunuri de natura obiectelor de inventar (cod 20.05.01+20.05.03+20.05.30)	2005		274,000	262,000	274,000	274,000	150,168	123,832	
Lenjerie si accesorii de pat	200503		18,000	18,000	18,000	18,000		18,000	
Alte obiecte de inventar	200530		256,000	244,000	256,000	256,000	150,168	105,832	
Deplasari, detasari, transferari (cod 20.06.01+20.06.02)	2006		60,000	60,000	60,000	60,000	26,288	33,712	27,256
Deplasari interne, detasari, transferari	200601		45,000	45,000	45,000	45,000	23,474	21,526	24,442
Deplasari in strainatate	200602		15,000	15,000	15,000	15,000	2,814	12,186	2,814
Carti, publicatii si materiale documentare	2011		9,000	9,000	9,000	9,000	8,582	418	8,582
Pregatire profesionala	2013		24,000	24,000	24,000	24,000	14,238	9,762	14,521
Alte cheltuieli (cod 20.30.01 la 20.30.04+20.30.06+20.30.07+20.30.09+20.30.30)	2030		322,000	325,000	322,000	322,000	203,023	118,977	3,277,742
Alte cheltuieli cu bunuri si servicii	203030		322,000	325,000	322,000	322,000	203,023	118,977	3,277,742
TITLUL IX ASISTENTA SOCIALA (cod 57.02)	57		14,301,000	13,751,000	14,301,000	14,301,000	10,751,795	3,549,205	11,014,433
Ajutoare sociale (cod 57.02.01 la 57.02.04)	5702		14,301,000	13,751,000	14,301,000	14,301,000	10,751,795	3,549,205	11,014,433
Ajutoare sociale in numerar	570201		14,301,000	13,751,000	14,301,000	14,301,000	10,751,795	3,549,205	11,014,433
TITLUL XI ALTE CHELTUIELI (cod 59.01+59.02+59.08+59.11+59.12+59.15+59.17+59.20+59.22+)	59		712,000	712,000	712,000	712,000	602,302	109,698	593,863

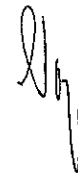
A	B	1	2	3	4	5	6	7=5-6	8
59.25+59.30+59.35)									
Asociatii si fundatii	5911		712,000	712,000	712,000	712,000	602,302	109,698	593,863
SECTIUNEA DE DEZVOLTARE (cod 51+55+56+58+70+81+85)	D		6,071,000	6,071,000	6,071,000	6,071,000	2,920,174	3,150,826	274,689
Titlul VIII PROIECTE CU FINANTARE DIN FONDURI EXTERNE NERAMBURSABILE (FEN) POSTADERARE (cod 56.01 la 56.05+56.07+56.08+56.11+56.15 la 56.18+56.25+56.27+56.28+56.40)	56		3,363,000	3,363,000	3,363,000	3,363,000	413,745	2,949,255	118,102
Programe din Fondul European de Dezvoltare Regionala (FEDR) (cod 56.01.01 la 56.01.03)	5601								27,919
Cheltuieli neeligibile*)	560103								27,919
Programe din Fondul de Coeziune(FC) (56.03.01 la 56.03.03)	5603		53,000	53,000	53,000	53,000	48,660	4,340	37,747
Cheltuieli neeligibile*)	560303		53,000	53,000	53,000	53,000	48,660	4,340	37,747
Mecanismul financiar SEE (cod 56.17.01 la 56.17.03)	5617		3,310,000	3,310,000	3,310,000	3,310,000	365,085	2,944,915	52,436
Finantarea nationala*)	561701		1,795,000	1,795,000	1,795,000	1,795,000	189,580	1,605,420	26,244
Finantarea externa nerambursabila*)	561702		1,515,000	1,515,000	1,515,000	1,515,000	175,505	1,339,495	26,192
CHELTUIELI DE CAPITAL ((cod 71+72+75)	70		1,408,000	1,408,000	1,408,000	1,408,000	1,206,429	201,571	156,587
TITLUL XIII ACTIVE NEFINANCIARE (cod 71.01 + 71.03)	71		1,408,000	1,408,000	1,408,000	1,408,000	1,206,429	201,571	156,587
Active fixe (cod 71.01.01 la 71.01.03+71.01.30)	7101		601,000	601,000	601,000	601,000	590,605	10,395	156,587
Mobilier, aparatura birotica si alte active corporale	710103		566,000	566,000	566,000	566,000	560,605	5,395	156,587
Alte active fixe	710130		35,000	35,000	35,000	35,000	30,000	5,000	
Reparatii capitale aferente activelor fixe	7103		807,000	807,000	807,000	807,000	615,824	191,176	
OPERATIUNI FINANCIARE (cod 81)	79		1,300,000	1,300,000	1,300,000	1,300,000	1,300,000		
TITLUL XVII RAMBURSARI DE CREDITE (cod 81.04)	81		1,300,000	1,300,000	1,300,000	1,300,000	1,300,000		
Rambursarea imprumuturilor contractate pentru finantarea proiectelor cu finantare UE	8104		1,300,000	1,300,000	1,300,000	1,300,000	1,300,000		

NOTA: Sumele inscrise in col. 5 "Plati efectuate " cu semnul minus la T 85, art. 85.01 "Plati efectuate din anii precedenti si recuperate in anul curent", se inscriu si pe col. 3 "Angajamente bugetare" si col. 4 "Angajamente legale" la acelasi cod tot cu semnul minus , astfel incat in col. 6 "Angajamente legale de platit" sa nu fie raportate sume.

p. PRIMAR, VICEPRIMAR DESEMNET
dr.ing. ROB MARINEL



Conducatorul compartimentului
financiar-contabil
CARMEN POP



CONTUL DE EXECUTIE AL INSTITUTIILOR PUBLICE - CHELTUIELI

la data de 30.09.2016

Cod 21 Capitol 7002

Subcapitol

-lei-

Denumirea indicatorilor *)	Cod indicator	Credite de angajament	Credite bugetare		Angajamente bugetare	Angajamente legale	Plati efectuate	Angajamente legale de platit	Cheltuieli efective
			initiale	definitive					
A	B	1	2	3	4	5	6	7=5-6	8
TOTAL CHELTUIELI(SECTIUNEA DE FUNCTIONARE+SECTIUNEA DE DEZVOLTARE)		31,745,000	35,372,000	34,777,000	35,372,000	35,372,000	24,565,284	10,806,716	30,290,735
SECTIUNEA DE FUNCTIONARE (cod 01+79+85)	F		21,659,000	21,064,000	21,659,000	21,659,000	14,988,144	6,670,856	10,602,763
CHELTUIELI CURENTE (10+20+30+40+50+51SF+55SF+57+59)	01F		21,659,000	21,064,000	21,659,000	21,659,000	14,988,144	6,670,856	10,602,763
TITLUL II BUNURI SI SERVICII (cod 20.01 la 20.06+20.09 la 20.16+20.18 la 20.25+20.27+20.30)	20		10,438,000	10,408,000	10,438,000	10,438,000	7,664,644	2,773,356	4,279,263
Bunuri si servicii (cod 20.01.01 la 20.01.09+20.01.30)	2001		8,304,500	8,294,500	8,304,500	8,304,500	5,923,802	2,380,698	3,641,814
Incalzit, iluminat si forta motrica	200103		7,355,000	7,355,000	7,355,000	7,355,000	5,279,442	2,075,558	3,050,781
Apa, canal si salubritate	200104		165,000	155,000	165,000	165,000	118,217	46,783	114,621
Materiale si prestari de servicii cu caracter functional	200109		784,500	784,500	784,500	784,500	526,143	258,357	476,412
Reparatii curente	2002		730,000	730,000	730,000	730,000	713,209	16,791	4,000
Bunuri de natura obiectelor de inventar (cod 20.05.01+20.05.03+20.05.30)	2005		360,500	360,500	360,500	360,500	334,520	25,980	
Alte obiecte de inventar	200530		360,500	360,500	360,500	360,500	334,520	25,980	
Alte cheltuieli (cod 20.30.01 la 20.30.04+20.30.06+20.30.07+20.30.09+20.30.30)	2030		1,043,000	1,023,000	1,043,000	1,043,000	693,113	349,887	633,449
Chirii	203004		590,000	590,000	590,000	590,000	411,377	178,623	333,732
Alte cheltuieli cu bunuri si servicii	203030		453,000	433,000	453,000	453,000	281,736	171,264	299,717
TITLUL VI TRANSFERURI INTRE UNITATI ALE ADMINISTRATIEI PUBLICE (cod 51.01) (cod 51.01)	51F		7,521,000	6,956,000	7,521,000	7,521,000	5,723,500	1,797,500	5,723,500
Transferuri curente (cod 51.01.01+51.01.03+51.01.05+)	5101		7,521,000	6,956,000	7,521,000	7,521,000	5,723,500	1,797,500	5,723,500

A	B	1	2	3	4	5	6	7=5-6	8
51.01.14+51.01.15+ 51.01.24 +51.01.26 +51.01.31+51.01.39+ 51.01.46+51.01.49+51.01.60+51.01.61+51.01.64)									
Transferuri catre institutii publice	510101		7,521,000	6,956,000	7,521,000	7,521,000	5,723,500	1,797,500	5,723,500
TITLUL VII ALTE TRANSFERURI (cod 55.01+ 55.02)	55F		3,700,000	3,700,000	3,700,000	3,700,000	1,600,000	2,100,000	600,000
Transferuri interne (55.01.18+55.01.63+55.01.65)	5501F		3,700,000	3,700,000	3,700,000	3,700,000	1,600,000	2,100,000	600,000
Alte transferuri curente interne	550118		1,000,000	1,000,000	1,000,000	1,000,000	1,000,000		
Sume reprezentând contributia unitatilor administrativ-teritoriale la Fondul IID	550165		2,700,000	2,700,000	2,700,000	2,700,000	600,000	2,100,000	600,000
SECTIUNEA DE DEZVOLTARE (cod 51+55+56+58+70+81+85)	D	31,745,000	13,713,000	13,713,000	13,713,000	13,713,000	9,577,140	4,135,860	19,687,972
TITLUL VI TRANSFERURI INTRE UNITATI ALE ADMINISTRATIEI PUBLICE (cod 51.02)	51D	6,000,000	2,428,000	2,428,000	2,428,000	2,428,000	2,177,528	250,472	2,177,528
Transferuri de capital (cod 51.02.12+ 51.02.28+51.02.29+51.02.40 la 51.02.43+51.02.45+51.02.46)	5102	6,000,000	2,428,000	2,428,000	2,428,000	2,428,000	2,177,528	250,472	2,177,528
Alte transferuri de capital catre institutii publice	510229	3,000,000	2,428,000	2,428,000	2,428,000	2,428,000	2,177,528	250,472	2,177,528
TITLUL VII ALTE TRANSFERURI (cod 55.01)	55D		1,918,000	1,918,000	1,918,000	1,918,000	1,815,557	102,443	1,062,546
A. Transferuri interne (cod 55.01.03+55.01.07+55.01.08 la 55.01.10+55.01.12+55.01.13+55.01.15+55.01.28+55.01.42+55 .01.56+55.01.62+55.01.64)	5501D		1,918,000	1,918,000	1,918,000	1,918,000	1,815,557	102,443	1,062,546
Investitii ale agentilor economici cu capital de stat	550112		1,918,000	1,918,000	1,918,000	1,918,000	1,815,557	102,443	1,062,546
Titlul VIII PROIECTE CU FINANTARE DIN FONDURI EXTERNE NERAMBURSABILE (FEN) POSTADERARE (cod 56.01 la 56.05+56.07+56.08+56.11+56.15 la 56.18+56.25+56.27+56.28+56.40)	56		791,000	791,000	791,000	791,000	781,345	9,655	13,878,216
Programe din Fondul European de Dezvoltare Regionala (FEDR) (cod 56.01.01 la 56.01.03)	5601		791,000	791,000	791,000	791,000	781,345	9,655	13,878,216
Finantarea nationala*)	560101								2,268,710
Finantarea externa nerambursabila*)	560102								9,080,282
Cheltuieli neeligibile*)	560103		791,000	791,000	791,000	791,000	781,345	9,655	2,529,224
CHELTUIELI DE CAPITAL ((cod 71+72+75)	70	25,745,000	8,576,000	8,576,000	8,576,000	8,576,000	4,802,710	3,773,290	2,569,682
TITLUL XIII ACTIVE NEFINANCIARE (cod 71.01 + 71.03)	71	25,745,000	8,576,000	8,576,000	8,576,000	8,576,000	4,802,710	3,773,290	2,569,682
Active fixe (cod 71.01.01 la 71.01.03+71.01.30)	7101	10,261,000	6,554,000	6,554,000	6,554,000	6,554,000	3,863,579	2,690,421	2,569,682
Constructii	710101	9,524,000	1,841,000	1,841,000	1,841,000	1,841,000	1,835,025	5,975	1,621,162
Masini, echipamente si mijloace de transport	710102								841,110

A	B	1	2	3	4	5	6	7=5-6	8
									138
Mobilier, aparatura birotica si alte active corporale	710103								
Alte active fixe	710130	737,000	4,713,000	4,713,000	4,713,000	4,713,000	2,028,554	2,684,446	107,272
Reparatii capitale aferente activelor fixe	7103	15,484,000	2,022,000	2,022,000	2,022,000	2,022,000	939,131	1,082,869	

NOTA: Sumele inscrise in col. 5 "Plati efectuate " cu semnul minus la Titlul 85, art. 85.01 "Plati efectuate din anii precedenti si recuperate in anul curent", se inscriu si pe col. 3 "Angajamente bugetare" si col. 4 "Angajamente legale" la acelasi cod tot cu semnul minus , astfel incat in col. 6 "Angajamente legale de platit" sa nu fie raportate sume.

p. PRIMAR, VICEPRIMAR DESEMNAȚ
dr.ing. ROB MARINEL




**Conducatorul compartimentului
financiar-contabil
CARMEN POP**



CONTUL DE EXECUTIE AL INSTITUTIILOR PUBLICE - CHELTUIELI

la data de 30.09.2016

Cod 21 Capitol 7402


Subcapitol

-lei-

Denumirea indicatorilor *)	Cod indicator	Credite de angajament	Credite bugetare		Angajamente bugetare	Angajamente legale	Plati efectuate	Angajamente legale de platit	Cheltuieli efective
			initiale	definitive					
A	B	1	2	3	4	5	6	7=5-6	8
TOTAL CHELTUIELI(SECTIUNEA DE FUNCTIONARE+SECTIUNEA DE DEZVOLTARE)			16,294,000	16,219,000	16,294,000	16,294,000	12,188,067	4,105,933	8,812,298
SECTIUNEA DE FUNCTIONARE (cod 01+79+85)	F		16,250,000	16,175,000	16,250,000	16,250,000	12,188,067	4,061,933	8,812,298
CHELTUIELI CURENTE (10+20+30+40+50+51SF+55SF+57+59)	01F		16,250,000	16,175,000	16,250,000	16,250,000	12,188,067	4,061,933	8,812,298
TITLUL II BUNURI SI SERVICII (cod 20.01 la 20.06+20.09 la 20.16+20.18 la 20.25+20.27+20.30)	20		15,950,000	15,950,000	15,950,000	15,950,000	11,963,067	3,986,933	8,587,298
Bunuri si servicii (cod 20.01.01 la 20.01.09+20.01.30)	2001		15,947,700	15,947,700	15,947,700	15,947,700	11,960,853	3,986,847	8,585,084
Apa, canal si salubritate	200104		15,947,700	15,947,700	15,947,700	15,947,700	11,960,853	3,986,847	8,585,084
Alte cheltuieli (cod 20.30.01 la 20.30.04+20.30.06+20.30.07+20.30.09+20.30.30)	2030		2,300	2,300	2,300	2,300	2,214	86	2,214
Chirii	203004		2,300	2,300	2,300	2,300	2,214	86	2,214
TITLUL XI ALTE CHELTUIELI (cod 59.01+59.02+59.08+59.11+59.12+59.15+59.17+59.20+59.22+59.25+59.30+59.35)	59		300,000	225,000	300,000	300,000	225,000	75,000	225,000
Asociatii si fundatii	5911		300,000	225,000	300,000	300,000	225,000	75,000	225,000
SECTIUNEA DE DEZVOLTARE (cod 51+55+56+58+70+81+85)	D		44,000	44,000	44,000	44,000		44,000	
CHELTUIELI DE CAPITAL ((cod 71+72+75)	70		44,000	44,000	44,000	44,000		44,000	
TITLUL XIII ACTIVE NEFINANCIARE (cod 71.01 + 71.03)	71		44,000	44,000	44,000	44,000		44,000	
Active fixe (cod 71.01.01 la 71.01.03+71.01.30)	7101		44,000	44,000	44,000	44,000		44,000	
Alte active fixe	710130		44,000	44,000	44,000	44,000		44,000	

NOTA: Sumele inscrise in col. 5 "Plati efectuate" cu semnul minus la Ti 85, art. 85.01 "Plati efectuate din anii precedenti si recuperate in anul curent", se inscriu si pe col. 3 "Angajamente bugetare" si col. 4 "Angajamente legale" la acelasi cod tot cu semnul minus, astfel incat in col. 6 "Angajamente legale de platit" sa nu fie raportate sume.

p. PRIMAR, VICEPRIMAR DESEMNAT
dr.ing. ROB MARINEL



Conducatorul compartimentului
financiar-contabil
CARMEN POP



CONTUL DE EXECUTIE AL INSTITUTIILOR PUBLICE - CHELTUIELI

la data de 30.09.2016

Cod 21 Capitol 80020130



Subcapitol

-lei-


Denumirea indicatorilor *)	Cod indicator	Credite de angajament	Credite bugetare		Angajamente bugetare	Angajamente legale	Plati efectuate	Angajamente legale de platit	Cheltuieli efective
			initiale	definitive					
A	B	1	2	3	4	5	6	7=5-6	8
TOTAL CHELTUIELI(SECTIUNEA DE FUNCTIONARE+SECTIUNEA DE DEZVOLTARE)			135,000	135,000	135,000	135,000		135,000	8,281
SECTIUNEA DE FUNCTIONARE (cod 01+79+85)	F		135,000	135,000	135,000	135,000		135,000	
CHELTUIELI CURENTE (10+20+30+40+50+51SF+55SF+57+59)	01F		135,000	135,000	135,000	135,000		135,000	
TITLUL II BUNURI SI SERVICII (cod 20.01 la 20.06+20.09 la 20.16+20.18 la 20.25+20.27+20.30)	20		135,000	135,000	135,000	135,000		135,000	
Alte cheltuieli (cod 20.30.01 la 20.30.04+20.30.06+20.30.07+20.30.09+20.30.30)	2030		135,000	135,000	135,000	135,000		135,000	
Alte cheltuieli cu bunuri si servicii	203030		135,000	135,000	135,000	135,000		135,000	
SECTIUNEA DE DEZVOLTARE (cod 51+55+56+58+70+81+85)	D								8,281
Titlul VIII PROIECTE CU FINANTARE DIN FONDURI EXTERNE NERAMBURSABILE (FEN) POSTADERARE (cod 56.01 la 56.05+56.07+56.08+56.11+56.15 la 56.18+56.25+56.27+56.28+56.40)	56								8,281
Programe din Fondul European de Dezvoltare Regionala (FEDR) (cod 56.01.01 la 56.01.03)	5601								8,281
Finantarea nationala*)	560101								2,650
Finantarea externa nerambursabila*)	560102								5,631

NOTA: Sumele inscrise in col. 5 "Plati efectuate " cu semnul minus la TI 85, art. 85.01 "Plati efectuate din anii precedenti si recuperate in anul curent", se inscriu si pe col. 3 "Angajamente bugetare" si col. 4 "Angajamente legale" la acelasi cod tot cu semnul minus , astfel incat in col. 6 "Angajamente legale de platit" sa nu fie raportate sume.

p. PRIMAR, VICEPRIMAR DESEMNET
dr.ing. ROB MARINEL



Conducatorul compartimentului
financiar-contabil
CARMEN POP



CONTUL DE EXECUTIE AL INSTITUTIILOR PUBLICE - CHELTUIELI

la data de 30.09.2016

Cod 21 Capitol 8402

Subcapitol

-lei-

Denumirea indicatorilor *)	Cod indicator	Credite de angajament	Credite bugetare		Angajamente bugetare	Angajamente legale	Plati efectuate	Angajamente legale de platit	Cheltuieli efective
			initiale	definitive					
A	B	1	2	3	4	5	6	7=5-6	8
TOTAL CHELTUIELI(SECTIUNEA DE FUNCTIONARE+SECTIUNEA DE DEZVOLTARE)			52,313,000	51,130,000	52,313,000	52,313,000	37,745,194	14,567,806	30,820,815
SECTIUNEA DE FUNCTIONARE (cod 01+79+85)	F		49,011,000	47,828,000	49,011,000	49,011,000	36,378,755	12,632,245	20,904,223
CHELTUIELI CURENTE (10+20+30+40+50+51SF+55SF+57+59)	01F		44,280,000	44,279,000	44,280,000	44,280,000	32,831,516	11,448,484	20,904,223
TITLUL II BUNURI SI SERVICII (cod 20.01 la 20.06+20.09 la 20.16+20.18 la 20.25+20.27+20.30)	20		33,060,000	33,059,000	33,060,000	33,060,000	25,208,781	7,851,219	12,850,592
Bunuri si servicii (cod 20.01.01 la 20.01.09+20.01.30)	2001		10,000	9,000	10,000	10,000	2,708	7,292	
Furnituri de birou	200101		10,000	9,000	10,000	10,000	2,708	7,292	
Reparatii curente	2002		33,050,000	33,050,000	33,050,000	33,050,000	25,206,073	7,843,927	12,850,592
TITLUL IV SUBVENTII (cod 40.03+40.20+ 40.30)	40		11,220,000	11,220,000	11,220,000	11,220,000	7,622,735	3,597,265	8,053,631
Subventii pentru acoperirea diferentelor de pret si tarif	4003		11,220,000	11,220,000	11,220,000	11,220,000	7,622,735	3,597,265	8,053,631
OPERATIUNI FINANCIARE (cod 80+81)	79F		4,731,000	3,549,000	4,731,000	4,731,000	3,547,239	1,183,761	
TITLUL XVII RAMBURSARI DE CREDITE (cod 81.01+81.02)	81F		4,731,000	3,549,000	4,731,000	4,731,000	3,547,239	1,183,761	
Rambursari de credite interne (cod 81.02.01+81.02.02+81.02.05)	8102		4,731,000	3,549,000	4,731,000	4,731,000	3,547,239	1,183,761	
Rambursari de credite aferente datoriei publice interne locale	810205		4,731,000	3,549,000	4,731,000	4,731,000	3,547,239	1,183,761	
SECTIUNEA DE DEZVOLTARE (cod 51+55+56+58+70+81+85)	D		3,302,000	3,302,000	3,302,000	3,302,000	1,366,439	1,935,561	9,916,592
TITLUL VII ALTE TRANSFERURI (cod 55.01)	55D		588,000	588,000	588,000	588,000	506,416	81,584	54,468
A. Transferuri interne (cod 55.01.03+55.01.07+55.01.08 la 55.01.10+55.01.12+55.01.13+55.01.15+55.01.28+55.01.42+55	5501D		588,000	588,000	588,000	588,000	506,416	81,584	54,468

A	B	1	2	3	4	5	6	7=5-6	8
.01.56+55.01.62+55.01.64)									
Investitii ale agentilor economici cu capital de stat	550112		588,000	588,000	588,000	588,000	506,416	81,584	54,468
Titlul VIII PROIECTE CU FINANTARE DIN FONDURI EXTERNE NERAMBURSABILE (FEN) POSTADERARE (cod 56.01 la 56.05+56.07+56.08+56.11+56.15 la 56.18+56.25+56.27+56.28+56.40)	56		20,000	20,000	20,000	20,000	14,542	5,458	9,618,981
Programe din Fondul European de Dezvoltare Regionala (FEDR) (cod 56.01.01 la 56.01.03)	5601		20,000	20,000	20,000	20,000	14,542	5,458	9,618,981
Finantarea nationala*)	560101								2,794
Cheltuieli neeligibile*)	560103		20,000	20,000	20,000	20,000	14,542	5,458	9,616,187
CHELTUIELI DE CAPITAL ((cod 71+72+75)	70		2,694,000	2,694,000	2,694,000	2,694,000	845,481	1,848,519	243,143
TITLUL XIII ACTIVE NEFINANCIARE (cod 71.01 + 71.03)	71		2,694,000	2,694,000	2,694,000	2,694,000	845,481	1,848,519	243,143
Active fixe (cod 71.01.01 la 71.01.03+71.01.30)	7101		44,000	44,000	44,000	44,000		44,000	243,143
Constructii	710101								194,621
Masini, echipamente si mijloace de transport	710102								20,490
Alte active fixe	710130		44,000	44,000	44,000	44,000		44,000	28,032
Reparatii capitale aferente activelor fixe	7103		2,650,000	2,650,000	2,650,000	2,650,000	845,481	1,804,519	

NOTA: Sumele inscrise in col. 5 "Plati efectuate " cu semnul minus la Titlul 85, art. 85.01 "Plati efectuate din anii precedenti si recuperate in anul curent", se inscriu si pe col. 3 "Angajamente bugetare" si col. 4 "Angajamente legale" la acelasi cod tot cu semnul minus , astfel incat in col. 6 "Angajamente legale de platit" sa nu fie raportate sume.

p. PRIMAR, VICEPRIMAR DESEMNAȚ
dr.ing. ROB/MARINEL



Conducatorul compartimentului
financiar-contabil
CARMEN POP

CONTUL DE EXECUTIE

A BUGETULUI INSTITUTIILOR PUBLICE SI ACTIVITATILOR FINANTATE INTEGRAL SAU PARTIAL DIN VENITURI PROPRII (DE SUBORDONARE LOCALA) -VENITURI

la data de 30.09.2016

-lei-

Cod 20

Denumirea indicatorilor	Cod indicator	Prevederi bugetare		Drepturi constatate			Incasari realizate	Stingeri pe alte cai decat incasari	Drepturi constatate de incasat
		initiale	definitive	Total, din care:	din anii precedenti	din anul curent			
A	B	1	2	3=4+5	4	5	6	7	8=3-6-7
TOTAL VENITURI (cod 00.02+00.15+00.16+00.17+45.10+48.10)	000110	48,207,000	40,448,440	35,276,067	2,033,587	33,242,480	33,319,078	82,396	1,874,593
I. VENITURI CURENTE (cod 00.03+00.12)	0002	31,424,000	24,632,840	22,892,013	2,033,587	20,858,426	20,935,024	82,396	1,874,593
C. VENITURI NEFISCALE (cod 00.13+00.14)	2900	31,424,000	24,632,840	22,892,013	2,033,587	20,858,426	20,935,024	82,396	1,874,593
C1. VENITURI DIN PROPRIETATE (cod 30.10+31.10)	3000	926,300	779,140	322,083	78,171	243,912	214,199	5,000	102,884
Venituri din proprietate (cod 30.10.05+30.10.08+30.10.09+30.10.50)	3010	925,300	778,140	322,083	78,171	243,912	214,199	5,000	102,884
Venituri din concesiuni si inchirieri (cod 30.10.05.30)	301005	908,300	763,140	322,083	78,171	243,912	214,199	5,000	102,884
Alte venituri din concesiuni si inchirieri de catre institutiile publice	30100530	908,300	763,140	322,083	78,171	243,912	214,199	5,000	102,884
Alte venituri din proprietate	301050	17,000	15,000						
Venituri din dobânzi (cod 31.10.03)	3110	1,000	1,000						
Alte venituri din dobânzi	311003	1,000	1,000						
C2. VANZARI DE BUNURI SI SERVICII (cod 33.10+34.10+35.10+36.10+37.10)	3300	30,497,700	23,853,700	22,569,930	1,955,416	20,614,514	20,720,825	77,396	1,771,709
Venituri din prestari de servicii si alte activitati (cod 33.10.05+33.10.08+33.10.09+33.10.13+ 33.10.14+ 33.10.16+33.10.17+33.10.19 la 33.10.21+33.10.30 la 33.10.32+33.10.50)	3310	30,194,700	23,589,700	22,370,245	1,955,416	20,414,829	20,527,990	77,396	1,764,859
Taxe si alte venituri in invatamant	331005	4,419,500	3,411,000	1,889,380	38,896	1,850,484	1,873,343		16,037
Venituri din prestari de servicii	331008	2,880,000	2,503,000	2,485,784	245,493	2,240,291	2,308,155		177,629
Contributia elevilor si studentilor pentru internate, camine si cantine.	331014	1,912,800	1,494,800	894,185	3,532	890,653	888,348		5,837
Venituri din valorificarea produselor obtinute din activitatea proprie sau anexa	331016	154,000	116,000	130,506	22,080	108,426	108,963		21,543
Venituri din organizarea de cursuri de calificare si conversie	331017	29,000	22,000	11,553		11,553	11,553		

A	B	1	2	3=4+5	4	5	6	7	8=3-6-7
profesionala, specializare si perfectionare									
Venituri din serbari si spectacole scolare, manifestari culturale, artistice si sportive	331019	285,500	210,500	255,869	5,480	250,389	176,680	77,396	1,793
Venituri din contractele incheiate cu casele de asigurari sociale de sanatate	331021	16,805,000	12,908,000	13,855,288	1,511,747	12,343,541	12,432,444		1,422,844
Venituri din contractele incheiate cu directiile de sanatate publica din sume alocate de la bugetul de stat	331030	1,276,000	976,000	901,340		901,340	901,340		
Venituri din contractele incheiate cu directiile de sanatate publica din sume alocate din veniturile proprii ale Ministerului Sanatatii	331031	250,000	241,000	202,389		202,389	202,389		
Alte venituri din prestari de servicii si alte activitati	331050	2,182,900	1,707,400	1,743,951	128,188	1,615,763	1,624,775		119,176
Amenzi, penalitati si confiscari (cod 35.10.50)	3510	1,000							
Alte amenzi, penalitati si confiscari	351050	1,000							
Diverse venituri (cod 36.10.04+36.10.32+36.10.50)	3610	179,000	157,000	136,601		136,601	129,751		6,850
Alte venituri	361050	179,000	157,000	136,601		136,601	129,751		6,850
Transferuri voluntare, altele decat subventiile (cod 37.10.01+37.10.03+37.10.04+37.10.50)	3710	123,000	107,000	63,084		63,084	63,084		
Donatii si sponsorizari	371001	47,500	42,500	48,900		48,900	48,900		
Varsaminte din sectiunea de functionare pentru finantarea sectiunii de dezvoltare a bugetului local (cu semnul minus)	371003	-3,044,000	-3,044,000	-2,167,397		-2,167,397	-2,167,397		
Varsaminte din sectiunea de functionare	371004	3,044,000	3,044,000	2,167,397		2,167,397	2,167,397		
Alte transferuri voluntare	371050	75,500	64,500	14,184		14,184	14,184		
III. OPERATIUNI FINANCIARE (cod 40.10+41.10)	0016			221,026		221,026	221,026		
Încasări din rambursarea împrumuturilor acordate (cod. 40.10.15+40.10.16)	4010			221,026		221,026	221,026		
Sume utilizate din excedentul anului precedent pentru efectuarea de cheltuieli (cod. 40.10.15.01+40.10.15.02)	401015			221,026		221,026	221,026		
Sume utilizate de administratiile locale din excedentul anului precedent pentru sectiunea de functionare	40101501			186,026		186,026	186,026		
Sume utilizate de administratiile locale din excedentul anului precedent pentru sectiunea de dezvoltare	40101502			35,000		35,000	35,000		
IV. SUBVENTII (cod 00.18)	4100	16,783,000	15,815,600	12,163,028		12,163,028	12,163,028		
SUBVENTII DE LA ALTE NIVELE ALE ADMINISTRATIEI PUBLICE (cod 42.10+43.10)	0018	2,964,000	2,964,000	2,532,528		2,532,528	2,532,528		
Subventii de la alte administratii (cod 43.10.09+43.10.10+43.10.14 la 43.10.17+43.10.19 + 43.10.25 la 43.10.27+43.10.31+43.10.32)	4310	16,783,000	15,815,600	12,163,028		12,163,028	12,163,028		
Subventii pentru institutii publice	431009	12,919,000	11,951,600	8,855,500		8,855,500	8,855,500		
Subventii din bugetele locale pentru finantarea cheltuielilor	431010	900,000	900,000	775,000		775,000	775,000		

A	B	1	2	3=4+5	4	5	6	7	8=3-6-7
curente din domeniul sanatatii									
Subventii din bugetele locale pentru finantarea cheltuielilor de capital in domeniul sanatatii	431014	339,000	339,000	250,000		250,000	250,000		
Subventii pentru institutii publice destinate sectiunii de dezvoltare	431019	2,625,000	2,625,000	2,282,528		2,282,528	2,282,528		
VENITURILE SECTIUNII DE FUNCTIONARE (cod 00.02+00.16+00.17) - TOTAL	000110	42,199,000	34,440,440	30,541,142	2,033,587	28,507,555	28,584,153	82,396	1,874,593
I. VENITURI CURENTE (cod 00.03+00.12)	0002	28,380,000	21,588,840	20,724,616	2,033,587	18,691,029	18,767,627	82,396	1,874,593
C. VENITURI NEFISCALE (cod 00.13+00.14)	2900	28,380,000	21,588,840	20,724,616	2,033,587	18,691,029	18,767,627	82,396	1,874,593
C1. VENITURI DIN PROPRIETATE (cod 30.10 +31.10)	3000	926,300	779,140	322,083	78,171	243,912	214,199	5,000	102,884
Venituri din proprietate (cod 30.10.05+30.10.08+30.10.09+30.10.50)	3010	925,300	778,140	322,083	78,171	243,912	214,199	5,000	102,884
Venituri din concesiuni si inchirieri (cod 30.10.05.30)	301005	908,300	763,140	322,083	78,171	243,912	214,199	5,000	102,884
Alte venituri din concesiuni si închirieri de catre institutiile publice	30100530	908,300	763,140	322,083	78,171	243,912	214,199	5,000	102,884
Alte venituri din proprietate	301050	17,000	15,000						
Venituri din dobânzi (cod 31.10.03)	3110	1,000	1,000						
Alte venituri din dobânzi	311003	1,000	1,000						
C2. VANZARI DE BUNURI SI SERVICII (cod 33.10+34.10+35.10+36.10+37.10)	3300	27,453,700	20,809,700	20,402,533	1,955,416	18,447,117	18,553,428	77,396	1,771,709
Venituri din prestari de servicii si alte activitati (cod33.10.05+33.10.08+33.10.09+33.10.13+ 33.10.14 +33.10.16+33.10.17 +33.10.19 la 33.10.21+33.10.30 la 33.10.32+33.10.50)	3310	30,194,700	23,589,700	22,370,245	1,955,416	20,414,829	20,527,990	77,396	1,764,859
Taxe si alte venituri in invatamant	331005	4,419,500	3,411,000	1,889,380	38,896	1,850,484	1,873,343		16,037
Venituri din prestari de servicii	331008	2,880,000	2,503,000	2,485,784	245,493	2,240,291	2,308,155		177,629
Contributia elevilor si studentilor pentru internate, camine si cantine.	331014	1,912,800	1,494,800	894,185	3,532	890,653	888,348		5,837
Venituri din valorificarea produselor obtinute din activitatea proprie sau anexa	331016	154,000	116,000	130,506	22,080	108,426	108,963		21,543
Venituri din organizarea de cursuri de calificare si conversie profesionala, specializare si perfectionare	331017	29,000	22,000	11,553		11,553	11,553		
Venituri din serbari si spectacole scolare, manifestari culturale, artistice si sportive	331019	285,500	210,500	255,869	5,480	250,389	176,680	77,396	1,793
Venituri din contractele incheiate cu casele de asigurari sociale de sanatate	331021	16,805,000	12,908,000	13,855,288	1,511,747	12,343,541	12,432,444		1,422,844
Venituri din contractele incheiate cu directiile de sanatate publica din sume alocate de la bugetul de stat	331030	1,276,000	976,000	901,340		901,340	901,340		
Venituri din contractele incheiate cu directiile de sanatate	331031	250,000	241,000	202,389		202,389	202,389		

A	B	1	2	3=4+5	4	5	6	7	8=3-6-7
publica din sume alocate din veniturile proprii ale Ministerului Sanatatii									
Alte venituri din prestari de servicii si alte activitati	331050	2,182,900	1,707,400	1,743,951	128,188	1,615,763	1,624,775		119,176
Amenzi, penalitati si confiscari (cod 35.10.50)	3510	1,000							
Alte amenzi, penalitati si confiscari	351050	1,000							
Diverse venituri (cod 36.10.04+36.10.32+36.10.50)	3610	179,000	157,000	136,601		136,601	129,751		6,850
Alte venituri	361050	179,000	157,000	136,601		136,601	129,751		6,850
Transferuri voluntare, altele decât subventiile (cod 37.10.01+37.10.03+37.10.50)	3710	-2,921,000	-2,937,000	-2,104,313		-2,104,313	-2,104,313		
Donatii si sponsorizari	371001	47,500	42,500	48,900		48,900	48,900		
Varsaminte din sectiunea de functionare pentru finantarea sectiunii de dezvoltare a bugetului local (cu semnul minus)	371003	-3,044,000	-3,044,000	-2,167,397		-2,167,397	-2,167,397		
Alte transferuri voluntare	371050	75,500	64,500	14,184		14,184	14,184		
III. OPERATIUNI FINANCIARE (cod 40.10+41.10)	0016			186,026		186,026	186,026		
Încasari din rambursarea împrumuturilor acordate (cod. 40.10.15)	4010			186,026		186,026	186,026		
Sume utilizate din excedentul anului precedent pentru efectuarea de cheltuieli (cod. 40.10.15.01)	401015			186,026		186,026	186,026		
Sume utilizate de administratiile locale din excedentul anului precedent pentru sectiunea de functionare	40101501			186,026		186,026	186,026		
IV. SUBVENTII (cod 00.18)	4100	13,819,000	12,851,600	9,630,500		9,630,500	9,630,500		
SUBVENTII DE LA ALTE NIVELE ALE ADMINISTRATIEI PUBLICE (cod 42.10+43.10)	0018	13,819,000	12,851,600	9,630,500		9,630,500	9,630,500		
Subventii de la alte administratii (cod 43.10.09+43.10.10 +43.10.15)	4310	13,819,000	12,851,600	9,630,500		9,630,500	9,630,500		
Subventii pentru institutii publice	431009	12,919,000	11,951,600	8,855,500		8,855,500	8,855,500		
Subventii din bugetele locale pentru finantarea cheltuielilor curente din domeniul sanatatii	431010	900,000	900,000	775,000		775,000	775,000		
VENITURILE SECTIUNII DE DEZVOLTARE (cod 00.02+00.15+00.16+00.17+45.10+48.10) - TOTAL	000110	6,008,000	6,008,000	4,734,925		4,734,925	4,734,925		
I. VENITURI CURENTE (cod 00.12)	0002	3,044,000	3,044,000	2,167,397		2,167,397	2,167,397		
C. VENITURI NEFISCALE (cod 00.14)	2900	3,044,000	3,044,000	2,167,397		2,167,397	2,167,397		
C2. VANZARI DE BUNURI SI SERVICII (cod 36.10+37.10)	3300	3,044,000	3,044,000	2,167,397		2,167,397	2,167,397		
Transferuri voluntare, altele decât subventiile (cod 37.10.04)	3710	3,044,000	3,044,000	2,167,397		2,167,397	2,167,397		
Varsaminte din sectiunea de functionare	371004	3,044,000	3,044,000	2,167,397		2,167,397	2,167,397		
III. OPERATIUNI FINANCIARE (cod 40.10)	0016			35,000		35,000	35,000		
Încasari din rambursarea împrumuturilor acordate (cod. 40.10.15+ 40.10.16)	4010			35,000		35,000	35,000		
Sume utilizate din excedentul anului precedent pentru	401015			35,000		35,000	35,000		

A	B	1	2	3=4+5	4	5	6	7	8=3-6-7
efectuarea de cheltuieli (cod. 40.10.15.02)									
Sume utilizate de administratiile locale din excedentul anului precedent pentru sectiunea de dezvoltare	40101502			35,000		35,000	35,000		
IV. SUBVENTII (cod 00.18)	4100	2,964,000	2,964,000	2,532,528		2,532,528	2,532,528		
SUBVENTII DE LA ALTE NIVELE ALE ADMINISTRATIEI PUBLICE (cod 42.10+43.10)	0018	2,964,000	2,964,000	2,532,528		2,532,528	2,532,528		
Subventii de la alte administratii (cod 43.10.14+43.10.16+43.10.17+43.10.19 + 43.10.25 la 43.10.27+43.10.31+43.10.32)	4310	2,964,000	2,964,000	2,532,528		2,532,528	2,532,528		
Subventii din bugetele locale pentru finantarea cheltuielilor de capital in domeniul sanatatii	431014	339,000	339,000	250,000		250,000	250,000		
Subventii pentru institutii publice destinate sectiunii de dezvoltare	431019	2,625,000	2,625,000	2,282,528		2,282,528	2,282,528		

p. PRIMAR, VICEPRIMAR DESEMNASAT
dr.ing. ROB MARINEL



Conducatorul compartimentului
financiar-contabil
CARMEN POP

CONTUL DE EXECUTIE
A BUGETULUI INSTITUTIILOR PUBLICE SI ACTIVITATILOR FINANTATE INTEGRAL SAU PARTIAL DIN VENITURI PROPRII (DE SUBORDONARE LOCALA) -CHELTUIELI

la data de 30.09.2016

Cod 21

-lei-


Denumirea indicatorilor *)	Cod indicator	Credite de angajament	Credite bugetare		Angajamente bugetare	Angajamente legale	Plati efectuate	Angajamente legale de platit	Cheltuieli efective
			initiale	definitive					
A	B	1	2	3	4	5	6	7=5-6	8
TOTAL CHELTUIELI - SECTIUNEA DE FUNCTIONARE + SECTIUNEA DE DEZVOLTARE (cod 50.10+59.10+63.10+70.10+74.10+79.10)	4910		48,587,000	40,828,440	48,587,000	48,587,000	32,016,257	16,570,743	28,852,044
Partea III-a CHELTUIELI SOCIAL-CULTURALE (cod 65.10+66.10+67.10+68.10)	6310		34,505,000	28,000,440	34,505,000	34,505,000	21,616,023	12,888,977	21,500,012
Invatamant (cod 65.10.03 la 65.10.05+65.10.07+65.10.11+65.10.50)	6510		8,480,000	6,773,840	8,480,000	8,480,000	3,472,245	5,007,755	3,368,758
Invaatamant prescolar si primar (cod 65.10.03.01+65.10.03.02)	651003		4,051,000	3,103,500	4,051,000	4,051,000	1,642,931	2,408,069	1,639,079
Invatamant prescolar	65100301		4,051,000	3,103,500	4,051,000	4,051,000	1,642,931	2,408,069	1,639,079
Invatamant secundar (cod 65.10.04.01 la 65.10.04.03)	651004		4,429,000	3,670,340	4,429,000	4,429,000	1,829,314	2,599,686	1,729,679
Invatamant secundar inferior	65100401		269,000	235,140	269,000	269,000	17,179	251,821	2,392
Invatamant secundar superior	65100402		4,160,000	3,435,200	4,160,000	4,160,000	1,812,135	2,347,865	1,727,287
Sanatate (66.10.06+66.10.08+66.10.50)	6610		20,080,000	15,759,000	20,080,000	20,080,000	14,854,619	5,225,381	14,995,763
Servicii medicale in unitati sanitare cu paturi (cod 66.10.06.01+66.10.06.03)	661006		20,080,000	15,759,000	20,080,000	20,080,000	14,854,619	5,225,381	14,995,763
Spitale generale	66100601		20,080,000	15,759,000	20,080,000	20,080,000	14,854,619	5,225,381	14,995,763
Cultura, recreere si religie (cod 67.10.03+67.10.05+67.10.50)	6710		5,945,000	5,467,600	5,945,000	5,945,000	3,289,159	2,655,841	3,135,491
Servicii culturale (cod 67.10.03.03 la 67.10.03.07+67.10.03.09 la 67.10.03.11+67.10.03.14+67.10.03.15+67.10.03.30))	671003		4,275,000	3,905,600	4,275,000	4,275,000	3,023,963	1,251,037	2,889,085
Institutii publice de spectacole si concerte	67100304		4,275,000	3,905,600	4,275,000	4,275,000	3,023,963	1,251,037	2,889,085
Servicii recreative si sportive (cod 67.10.05.01)	671005		1,670,000	1,562,000	1,670,000	1,670,000	265,196	1,404,804	246,406

A	B	1	2	3	4	5	6	7=5-6	8
Sport	67100501		1,670,000	1,562,000	1,670,000	1,670,000	265,196	1,404,804	246,406
Partea IV-a SERVICII SI DEZVOLTARE PUBLICA, LOCUINTE, MEDIU SI APE (cod 70.10+74.10)	6910		14,082,000	12,828,000	14,082,000	14,082,000	10,400,234	3,681,766	7,352,032
Locuinte, servicii si dezvoltare publica (cod 70.10.03+70.10.04+70.10.50)	7010		14,082,000	12,828,000	14,082,000	14,082,000	10,400,234	3,681,766	7,352,032
Alte servicii in domeniul locuintelor, serviciilor si dezvoltarii comunale	701050		14,082,000	12,828,000	14,082,000	14,082,000	10,400,234	3,681,766	7,352,032
CHELTUIELILE SECTIUNII DE FUNCTIONARE (cod 50.10+59.10+63.10+70.10+74.10+79.10)	4910		42,579,000	34,820,440	42,579,000	42,579,000	27,551,768	15,027,232	27,028,665
Partea III-a CHELTUIELI SOCIAL-CULTURALE (cod 65.10+66.10+67.10+68.10)	6310		33,686,000	27,181,440	33,686,000	33,686,000	21,171,307	12,514,693	20,951,431
Invatamant (cod 65.10.03 la 65.10.05+65.10.07+65.10.11+65.10.50)	6510		8,437,000	6,730,840	8,437,000	8,437,000	3,437,298	4,999,702	3,330,019
Invatamant prescolar si primar (cod 65.10.03.01+65.10.03.02)	651003		4,051,000	3,103,500	4,051,000	4,051,000	1,642,931	2,408,069	1,639,079
Invatamant prescolar	65100301		4,051,000	3,103,500	4,051,000	4,051,000	1,642,931	2,408,069	1,639,079
Invatamant secundar (cod 65.10.04.01 la 65.10.04.03)	651004		4,386,000	3,627,340	4,386,000	4,386,000	1,794,367	2,591,633	1,690,940
Invatamant secundar inferior	65100401		269,000	235,140	269,000	269,000	17,179	251,821	2,392
Invatamant secundar superior	65100402		4,117,000	3,392,200	4,117,000	4,117,000	1,777,188	2,339,812	1,688,548
Sanatate (66.10.06+66.10.08+66.10.50)	6610		19,671,000	15,350,000	19,671,000	19,671,000	14,556,259	5,114,741	14,545,207
Servicii medicale in unitati cu paturi (cod 66.10.06.01+66.10.06.03)	661006		19,671,000	15,350,000	19,671,000	19,671,000	14,556,259	5,114,741	14,545,207
Spitale generale	66100601		19,671,000	15,350,000	19,671,000	19,671,000	14,556,259	5,114,741	14,545,207
Cultura, recreere si religie (cod 67.10.03+67.10.05+67.10.50)	6710		5,578,000	5,100,600	5,578,000	5,578,000	3,177,750	2,400,250	3,076,205
Servicii culturale (cod 67.10.03.03 la 67.10.03.07+ 67.10.03.09 la 67.10.03.11+67.10.03.14+ 67.10.03.15+ 67.10.03.30)	671003		3,908,000	3,538,600	3,908,000	3,908,000	2,912,554	995,446	2,829,799
Institutii publice de spectacole si concerte	67100304		3,908,000	3,538,600	3,908,000	3,908,000	2,912,554	995,446	2,829,799
Servicii recreative si sportive (cod 67.10.05.01)	671005		1,670,000	1,562,000	1,670,000	1,670,000	265,196	1,404,804	246,406
Sport	67100501		1,670,000	1,562,000	1,670,000	1,670,000	265,196	1,404,804	246,406
Partea IV-a SERVICII SI DEZVOLTARE PUBLICA, LOCUINTE, MEDIU SI APE (cod 70.10+74.10)	6910		8,893,000	7,639,000	8,893,000	8,893,000	6,380,461	2,512,539	6,077,234
Locuinte, servicii si dezvoltare publica (cod 70.10.03+70.10.04+70.10.50)	7010		8,893,000	7,639,000	8,893,000	8,893,000	6,380,461	2,512,539	6,077,234
Alte servicii in domeniul locuintelor, serviciilor si dezvoltarii comunale	701050		8,893,000	7,639,000	8,893,000	8,893,000	6,380,461	2,512,539	6,077,234
CHELTUIELILE SECTIUNII DE DEZVOLTARE (cod	4910		6,008,000	6,008,000	6,008,000	6,008,000	4,464,489	1,543,511	1,823,379

A	B	1	2	3	4	5	6	7=5-6	8
50.10+59.10+63.10+70.10+74.10+79.10)									
Partea III-a CHELTUIELI SOCIAL-CULTURALE (cod 65.10+66.10+67.10+68.10)	6310		819,000	819,000	819,000	819,000	444,716	374,284	548,581
Invatamant (cod 65.10.03 la 65.10.05+65.10.07+65.10.11+65.10.50)	6510		43,000	43,000	43,000	43,000	34,947	8,053	38,739
Invatamant secundar (cod 65.10.04.01 la 65.10.04.03)	651004		43,000	43,000	43,000	43,000	34,947	8,053	38,739
Invatamant secundar superior	65100402		43,000	43,000	43,000	43,000	34,947	8,053	38,739
Sanatate (66.10.06+66.10.08+66.10.50)	6610		409,000	409,000	409,000	409,000	298,360	110,640	450,556
Servicii medicale in unitati cu paturi (cod 66.10.06.01+66.10.06.03)	661006		409,000	409,000	409,000	409,000	298,360	110,640	450,556
Spitale generale	66100601		409,000	409,000	409,000	409,000	298,360	110,640	450,556
Cultura, recreere si religie (cod 67.10.03+67.10.05+67.10.50)	6710		367,000	367,000	367,000	367,000	111,409	255,591	59,286
Servicii culturale (cod 67.10.03.03 la 67.10.03.07+67.10.03.09 la 67.10.03.11+ 67.10.03.14+ 67.10.03.15+67.10.03.30)	671003		367,000	367,000	367,000	367,000	111,409	255,591	59,286
Institutiile publice de spectacole si concerte	67100304		367,000	367,000	367,000	367,000	111,409	255,591	59,286
Partea IV-a SERVICII SI DEZVOLTARE PUBLICA, LOCUINTE, MEDIU SI APE (cod 70.10+74.10)	6910		5,189,000	5,189,000	5,189,000	5,189,000	4,019,773	1,169,227	1,274,798
Locuinte, servicii si dezvoltare publica (cod 70.10.03+70.10.04+70.10.50)	7010		5,189,000	5,189,000	5,189,000	5,189,000	4,019,773	1,169,227	1,274,798
Alte servicii in domeniul locuintelor, serviciilor si dezvoltarii comunale	701050		5,189,000	5,189,000	5,189,000	5,189,000	4,019,773	1,169,227	1,274,798

Nota: Se detaliaza pe structura clasificatiei economice (Anexa 7)

p. PRIMAR VICEPRIMAR DESEMNIAT
dr.ing. ROB MARINEL



Conducatorul compartimentului
financiar-contabil
CARMEN POP

CONTUL DE EXECUTIE A BUGETULUI CREDITELOR INTERNE- CHELTUIELI

la data de 30.09.2016

Cod 21

-lei-

Denumirea indicatorilor *)	Cod indicator	Credite de angajament	Credite bugetare		Angajamente bugetare	Angajamente legale	Plati efectuate	Angajamente legale de platit	Cheltuieli efective
			initiale	definitive					
A	B	1	2	3	4	5	6	7=5-6	8
TOTAL CHELTUIELI (cod 50.07+59.07+63.07+70.07+74.07.79.07)	4907		14,898,000	14,898,000	14,898,000	14,898,000	2,837,630	12,060,370	
Partea a III-a CHELTUIELI SOCIAL-CULTURALE(cod 65.07+66.07+67.07+68.07)	6307		2,822,000	2,822,000	2,822,000	2,822,000	821,192	2,000,808	
Invatamant (cod 65.07.03 la cod 65.07.05+65.07.07+65.07.11+65.07.50)	6507		2,822,000	2,822,000	2,822,000	2,822,000	821,192	2,000,808	
Invatamant prescolar si primar (cod 65.07.03.01+65.07.03.02)	650703		1,000,000	1,000,000	1,000,000	1,000,000		1,000,000	
Invatamant prescolar	65070301		1,000,000	1,000,000	1,000,000	1,000,000		1,000,000	
Invatamant secundar (cod 65.07.04.01 la 65.07.04.03)	650704		1,822,000	1,822,000	1,822,000	1,822,000	821,192	1,000,808	
Invatamant secundar superior	65070402		1,822,000	1,822,000	1,822,000	1,822,000	821,192	1,000,808	
Partea IV-a SERVICII SI DEZVOLTARE PUBLICA, LOCUINTE,MEDIU SI APE (cod 70.07+74.07)	6907		8,576,000	8,576,000	8,576,000	8,576,000	2,016,438	6,559,562	
Locuinte, servicii si dezvoltare publica (cod 70.07.03+70.07.05 la 70.07.07+70.07.50)	7007		8,576,000	8,576,000	8,576,000	8,576,000	2,016,438	6,559,562	
Alte servicii în domeniile locuintelor, serviciilor si dezvoltarii comunale	700750		8,576,000	8,576,000	8,576,000	8,576,000	2,016,438	6,559,562	
Partea V-a ACTIUNI ECONOMICE (cod 80.07+81.07+83.07+84.07+ 87.07)	7907		3,500,000	3,500,000	3,500,000	3,500,000		3,500,000	
Transporturi (cod 84.07.03+ 84.07.06+84.07.50)	8407		3,500,000	3,500,000	3,500,000	3,500,000		3,500,000	
Transport rutier (cod 84.07.03.01 la 84.07.03.03)	840703		3,500,000	3,500,000	3,500,000	3,500,000		3,500,000	
Drumuri si poduri	84070301		3,500,000	3,500,000	3,500,000	3,500,000		3,500,000	
CHELTUIELILE SECTIUNII DE DEZVOLTARE(cod 50.07+59.07+63.07+70.07+7407+79.07)	4907		14,898,000	14,898,000	14,898,000	14,898,000	2,837,630	12,060,370	

A	B	1	2	3	4	5	6	7=5-6	8
Partea III-a CHELTUIELI SOCIAL-CULTURALE (cod 65.07+66.07+67.07+68.07)	6307		2,822,000	2,822,000	2,822,000	2,822,000	821,192	2,000,808	
Invatamant (cod 65.07.03+65.07.04+65.07.05+65.07.07+61.07.11+65.07.50)	6507		2,822,000	2,822,000	2,822,000	2,822,000	821,192	2,000,808	
Invatamant prescolar si primar (cod 65.07.03.01+65.07.03.02)	650703		1,000,000	1,000,000	1,000,000	1,000,000		1,000,000	
Invatamant prescolar	65070301		1,000,000	1,000,000	1,000,000	1,000,000		1,000,000	
Invatamant secundar (cod 65.07.04.01+65.07.04.02+65.07.04.03)	650704		1,822,000	1,822,000	1,822,000	1,822,000	821,192	1,000,808	
Invatamant secundar superior	65070402		1,822,000	1,822,000	1,822,000	1,822,000	821,192	1,000,808	
Partea IV-a SERVICII SI DEZVOLTARE PUBLICA, LOCUINTE, MEDIU SI APE (cod 70.07+74.07)	6907		8,576,000	8,576,000	8,576,000	8,576,000	2,016,438	6,559,562	
Locuinte, servicii si dezvoltare publica (cod 70.07.03+70.07.05+70.07.06+70.07.07+70.07.50)	7007		8,576,000	8,576,000	8,576,000	8,576,000	2,016,438	6,559,562	
Alte servicii in domeniile locuintelor, serviciilor si dezvoltarii comunale	700750		8,576,000	8,576,000	8,576,000	8,576,000	2,016,438	6,559,562	
Partea V-a ACTIUNI ECONOMICE (cod 80.07+81.07+83.07+84.07+ 87.07)	7907		3,500,000	3,500,000	3,500,000	3,500,000		3,500,000	
Transporturi (cod 84.07.03+84.07.06+84.07.50D)	8407		3,500,000	3,500,000	3,500,000	3,500,000		3,500,000	
Transport rutier (cod 84.07.03.01 la 84.07.03.03)	840703		3,500,000	3,500,000	3,500,000	3,500,000		3,500,000	
Drumuri si poduri	84070301		3,500,000	3,500,000	3,500,000	3,500,000		3,500,000	

Nota: Se detaliaza pe structura clasificatiei economice (Anexa 7)

p. PRIMAR, VICEPRIMAR DESEMNAȚ
dr.ing. ROB MARINEL



[Handwritten signature]

Conducatorul compartimentului
financiar-contabil
CARMEN POP

[Handwritten signature]

CONTUL DE EXECUTIE A BUGETULUI FONDURILOR EXTERNE NERAMBURSABILE- VENITURI

la data de 30.09.2016


Cod 20

-lei-

Denumirea indicatorilor	Cod indicator	Credite bugetare		Drepturi constatate			Incasari realizate	Stingeri pe alte cai decat incasari	Drepturi constatate de incasat
		initiale	definitive	Total,din care:	din anii precedenti	din anul curent			
A	B	1	2	3=4+5	4	5	6	7	8=3-6-7
TOTAL VENITURI ALE SECTIUNII DE DEZVOLTARE (cod 00.02+00.16+00.17 + 45.08)	000108	3.024,000	3.024,000	1,867,756		1,867,756	1,867,756		
III. OPERATIUNI FINANCIARE (cod 40.08)	0016			301,681		301,681	301,681		
Incasari din rambursarea împrumuturilor acordate (cod 40.08.15)	4008			301,681		301,681	301,681		
Sume utilizate din excedentul anului precedent pentru efectuarea de cheltuieli (cod. 40.08.15.02)	400815			301,681		301,681	301,681		
Sume utilizate de administratiile locale din excedentul anului precedent pentru sectiunea de dezvoltare	40081502			301,681		301,681	301,681		
IV. SUBVENTII (cod 44.08+00.18)	0017	453,000	453,000	280,162		280,162	280,162		
Subventii de la alte nivele ale administratiei publice (cod 42.08)	0018	453,000	453,000	280,162		280,162	280,162		
Subventii de la bugetul de stat	4208	453,000	453,000	280,162		280,162	280,162		
Cofinantare publica acordata in cadrul mecanismului SEE	420860	412,000	412,000	243,523		243,523	243,523		
Cofinantare publica acordata in cadrul mecanismului norvegian	420861	41,000	41,000	36,639		36,639	36,639		
Sume primite de la UE/alti donatori în contul platilor efectuate si prefinantari (cod 45.08.17+45.08.18+45.08.21+45.08.24)	4508	2,571,000	2,571,000	1,285,913		1,285,913	1,285,913		
Mecanismul financiar SEE (cod 45.08.17.03)	450817	2,337,000	2,337,000	1,203,763		1,203,763	1,203,763		
Prefinantare	45081703	2,337,000	2,337,000	1,203,763		1,203,763	1,203,763		
Mecanismul financiar norvegian (cod 45.08.18.03)	450818	234,000	234,000	82,150		82,150	82,150		
Prefinantare	45081803	234,000	234,000	82,150		82,150	82,150		

p. PRIMAR, VICEPRIMAR DESEMNAȚ
dr.ing. ROB MARINEL

Conducatorul compartimentului
financiar-contabil
CARMEN POP



CONTUL DE EXECUTIE A BUGETULUI FONDURILOR EXTERNE NERAMBURSABILE- CHELTUIELI

la data de 30.09.2016


-lei-

Cod 21

Denumirea indicatorilor *)	Cod indicator	Credite de angajament	Credite bugetare		Angajamente bugetare	Angajamente legale	Plati efectuate	Angajamente legale de platit	Cheltuieli efective
			initiale	definitive					
A	B	1	2	3	4	5	6	7=5-6	8
TOTAL CHELTUIELI ALE SECTIUNII DE DEZVOLTARE (50.08+59.08+63.08+70.08+74.08+79.08)	4908		3,326,000	3,326,000	3,326,000	3,326,000	1,779,333	1,546,667	1,093,679
Partea III-a CHELTUIELI SOCIAL-CULTURALE (cod 65.08+66.08+67.08+68.08)	6308		3,326,000	3,326,000	3,326,000	3,326,000	1,779,333	1,546,667	1,093,679
Invatamant (cod 65.08.03 la 65.08.05+65.08.07+65.08.11+65.08.50)	6508		893,000	893,000	893,000	893,000	390,945	502,055	500,601
Învatamânt secundar (cod 65.08.04.01 la 65.08.04.03)	650804		893,000	893,000	893,000	893,000	390,945	502,055	500,601
Învatamânt secundar inferior	65080401		555,000	555,000	555,000	555,000	215,875	339,125	190,056
Învatamânt secundar superior	65080402		338,000	338,000	338,000	338,000	175,070	162,930	310,545
Cultura, recreere si religie (cod 67.08.03+67.08.05+67.08.06+67.08.50)	6708								5,845
Alte servicii în domeniile culturii, recreerii si religiei	670850								5,845
Asigurari si asistenta sociala (cod 68.08.02+68.08.04 la 68.08.06+68.08.11+68.08.15+68.08.50)	6808		2,433,000	2,433,000	2,433,000	2,433,000	1,388,388	1,044,612	587,233
Alte cheltuieli in domeniul asigurarilor si asistentei sociale	680850		2,433,000	2,433,000	2,433,000	2,433,000	1,388,388	1,044,612	587,233

Nota: Se detaliaza pe structura clasificatiei economice (Anexa 7)

**p. PRIMAR, VICEPRIMAR DESEMNAȚ
dr.ing. ROB MARINEL**



**Conducatorul compartimentului
financiar-contabil
CARMEN POP**

